



1-866-RETI-FND  
1-866-738-4363

[www.sierramutualfunds.com](http://www.sierramutualfunds.com)

# Sierra Strategic Income Fund **PROSPECTUS**

*January 29, 2018*

*Advised by:*

Wright Fund Management, LLC  
3420 Ocean Park Boulevard  
Suite 3060  
Santa Monica, CA 90405

Class A Shares	SSIZX
Class C Shares	SSICX
Class I Shares	SSIIX
Class R Shares	SSIRX
Class Y Shares	SSIYX

*The prospectus provides important information about the Fund that you should know before investing. Please read it carefully and keep it for future reference.*

*These securities have not been approved or disapproved by the Securities and Exchange Commission nor has the Securities and Exchange Commission passed upon the accuracy or adequacy of this Prospectus. Any representation to the contrary is a criminal offense.*

## SIERRA STRATEGIC INCOME FUND

Class A Shares	SSIZX
Class C Shares	SSICX
Class I Shares	SSIIX
Class R Shares	SSIRX
Class Y Shares	SSIYX

(a series of Northern Lights Fund Trust)

### Supplement dated March 29, 2018 to the Prospectus, Summary Prospectus and Statement of Additional Information dated January 29, 2018

---

Please be advised that effective April 16, 2018, the name of the Sierra Strategic Income Fund will be changed to Sierra Tactical Core Income Fund. Consequently, all references to Sierra Strategic Income Fund in the Fund's Prospectus and Statement of Additional Information are deleted and replaced with Sierra Tactical Core Income Fund.

The investment objective, principal investment strategies and principal investment risks for the Fund have not changed.

---

*The information in this supplement contains new and additional information beyond that in the Prospectus and Statement of Additional Information ("SAI"), both dated January 29, 2018. This supplement should be read in conjunction with the Prospectus and SAI and should be retained for future reference. The Statement of Additional Information has been filed with the Securities and Exchange Commission, is incorporated by reference, and can be obtained without charge by calling 1-866-RETI-FND.*

## TABLE OF CONTENTS

<b>FUND SUMMARY</b>	<b>1</b>
Investment Objectives	1
Fees and Expenses of the Fund	1
Principal Investment Strategies	1
Principal Investment Risks	3
Performance	4
Investment Adviser	5
Investment Adviser Portfolio Managers	5
Purchase and Sale of Fund Shares	5
Tax Information	5
Payments to Broker-Dealers and Other Financial Intermediaries	5
<b>ADDITIONAL INFORMATION ABOUT INVESTMENT STRATEGIES AND RELATED RISKS</b>	<b>6</b>
Investment Objectives	6
Principal Investment Strategies	6
Principal Investment Risks	6
Temporary Investments	9
Portfolio Holdings Disclosure	9
Cybersecurity	9
<b>MANAGEMENT</b>	<b>10</b>
Investment Adviser	10
Investment Adviser Portfolio Managers	10
<b>HOW SHARES ARE PRICED</b>	<b>12</b>
<b>HOW TO PURCHASE SHARES</b>	<b>13</b>
Factors to Consider When Choosing a Share Class	15
Minimum and Additional Investment Amounts	16
When Order is Processed	16
Retirement Plans	16
<b>HOW TO REDEEM SHARES</b>	<b>17</b>
Redeeming Shares	17
Redemptions in Kind	17
When Redemptions are Sent	18
Exchanging Shares	18
When You Need Medallion Signature Guarantees	18
Retirement Plans	19
Low Balances	19
<b>TAX STATUS, DIVIDENDS AND DISTRIBUTIONS</b>	<b>19</b>
<b>FREQUENT PURCHASES AND REDEMPTION OF FUND SHARES</b>	<b>20</b>
<b>DISTRIBUTION OF SHARES</b>	<b>21</b>
Distributor	21
Distribution Fees	21
Additional Compensation to Financial Intermediaries	21
Householding	21
<b>FINANCIAL HIGHLIGHTS</b>	<b>22</b>
<b>Privacy Notice</b>	<b>27</b>

## **FUND SUMMARY**

**Investment Objectives:** The Fund’s two investment objectives are to provide total return (with income contributing a significant part) and to limit volatility and downside risk.

**Fees and Expenses of the Fund:** This table describes the fees and expenses that you may pay if you buy and hold shares of the Fund. You may qualify for sales charge discounts on purchases of Class A shares if you and your family invest, or agree to invest in the future, at least \$50,000 in the Fund. More information about these and other discounts is available from your financial professional and in **How to Purchase Shares** on page 13 of the Fund’s Prospectus.

<b>Shareholder Fees</b> (fees paid directly from your investment)	<b>Class A</b>	<b>Class C</b>	<b>Class I</b>	<b>Class R</b>	<b>Class Y</b>
Maximum Sales Charge (Load) Imposed on Purchases (as a % of offering price)	5.75%	None	None	None	None
Maximum Deferred Sales Charge (Load) (as a % of the lower of purchase price or redemption proceeds)	1.00%	None	None	None	None
Maximum Sales Charge (Load) Imposed on Reinvested Dividends and other Distributions	None	None	None	None	None
Redemption Fee	None	None	None	None	None
<b>Annual Fund Operating Expenses</b> (expenses that you pay each year as a percentage of the value of your investment)					
Management Fees	0.75%	0.75%	0.75%	0.75%	0.75%
Distribution and/or Service (12b-1) Fees	0.40%	1.00%	0.40%	0.00%	0.00%
Other Expenses <sup>(1)</sup>	0.20%	0.20%	0.20%	0.22%	0.20%
Acquired Fund Fees and Expenses <sup>(2)</sup>	0.83%	0.83%	0.83%	0.83%	0.83%
<b>Total Annual Fund Operating Expenses</b>	<b>2.18%</b>	<b>2.78%</b>	<b>2.18%</b>	<b>1.80%</b>	<b>1.78%</b>

(1) Other Expenses reflect the recoupment of previously waived advisory fees.

(2) Acquired Fund Fees and Expenses are the estimated average indirect costs of investing in other investment companies (the “Underlying Funds”). The operating expenses in this fee table will not correlate to the expense ratio in the Fund’s financial highlights because the financial statements include only the direct operating expenses incurred by the Fund.

**Example:** This Example is intended to help you compare the cost of investing in the Fund with the cost of investing in other mutual funds.

The Example assumes that you invest \$10,000 in the Fund for the time periods indicated and then redeem all of your shares at the end of those periods. The Example also assumes that your investment has a 5% return each year and that the Fund’s operating expenses remain the same. Although your actual costs may be higher or lower, based upon these assumptions your costs would be:

<b>Class</b>	<b>1 Year</b>	<b>3 Years</b>	<b>5 Years</b>	<b>10 Years</b>
Class A	\$782	\$1,217	\$1,676	\$2,943
Class C	\$280	\$861	\$1,468	\$3,108
Class I	\$221	\$682	\$1,169	\$2,513
Class R	\$180	\$563	\$972	\$2,113
Class Y	\$180	\$559	\$964	\$2,094

**Portfolio Turnover:** The Fund pays transaction costs, such as commissions, when it buys and sells securities (or “turns over” its portfolio). A higher portfolio turnover may indicate higher transaction costs and may result in higher taxes when Fund shares are held in a taxable account. These costs, which are not reflected in annual fund operating expenses or in the Example, affect the Fund’s performance. During the most recent fiscal period, the Fund’s portfolio turnover rate was 119% of the average value of its portfolio.

**Principal Investment Strategies:** The Sierra Strategic Income Fund is a “fund of funds” and will invest in (1) open-end investment companies (mutual funds), (2) exchange-traded funds (“ETFs”), and (3) exchange-traded notes (“ETNs”) (collectively “Underlying Funds”). The Adviser seeks to achieve the Fund’s investment objectives by investing primarily in Underlying Funds that in turn invest in a wide variety of fixed-income instruments of any maturity, including domestic and foreign bonds, some of which are hedged against currency risk, funds that are designed to have returns that are inverse to the 10-year U.S. Treasury note or the 30-year U.S. Treasury bond, as well as real estate investment trusts (“REITs”) and other income-generating underlying assets. The Fund invests in Underlying Funds without restriction as to issuer credit quality (including “high-yield” or “junk bonds”), capitalization, country or the individual security maturity of the securities held by the Underlying Funds. The Fund defines high-yield securities, also known as junk bonds, as fixed-income securities rated below investment grade (rated BB+ or lower by S&P or comparably rated by another nationally recognized statistical rating organization (NRSRO)).

Among the types of underlying instruments in which this Fund will invest, through Underlying Funds, are the following:

- Ultra-short-term bonds
- U.S. government bonds and agency instruments
- Floating rate instruments
- Municipal bonds
- High-yield corporate bonds
- High-grade corporate bonds
- Bonds of emerging market countries
- Bonds of European countries
- REIT common and preferred stocks
- Master-Limited partnerships (“MLPs”)

On occasion, a portion of the Fund’s portfolio may be hedged with positions that move inversely to the U.S. Treasury 10-year U.S. Treasury note and/or the 30-year Treasury bond to improve returns when the interest-rate environment is moving adversely to long positions in the major bond markets (that is, when interest rates are in a rising trend) or to hedge other positions, and/or positions that hedge currency risk. Additionally, on occasion, the Fund will use Underlying Funds that are moderately leveraged, although the portfolio as a whole will not use leverage extensively, since one of the goals of the Fund is to limit downside volatility.

The Adviser’s investment strategy is a tactical style that includes analysis and use of a wide variety of income-producing investment categories, such as fixed-income securities and dividend-paying REITs of issuers from various markets and industries (“Asset Classes”) in an effort to limit overall volatility and downside risk as well as to seek opportunities to enhance return through income and capital appreciation (total return). The current yield of the Fund is not a separate goal, and the monthly dividend yield will fluctuate significantly given the Fund’s tactical approach of seeking various bond categories from time to time that the Adviser’s portfolio managers feel will contribute to total return.

The Adviser constructs the Fund’s portfolio in the following manner: First, the Adviser identifies income-producing Asset Classes that it believes will respond differently to a variety of economic forces, and identifies those Asset Classes that are currently in a rising trend. Second, the Adviser identifies diversified Underlying Funds through which the Fund can participate in each chosen Asset Class. Third, within many Asset Classes, the Adviser attempts to identify Underlying Funds with managers whose history demonstrates an ability to add positive Alpha (above-peer-group-average total return after adjusting for volatility). Where available, the Fund invests in institutional share classes (those with the lowest internal expenses) for those Underlying Funds.

The Adviser does not employ a passive, “buy and hold,” strategy. As part of its integrated risk-management disciplines, the Adviser monitors each Fund holding daily and applies a trailing stop discipline (a form of sell signal) to each Underlying Fund within the Fund’s portfolio, based on the proprietary approach (“Sell Disciplines”) that two of the Fund’s portfolio managers (Dr. Sleeper and Mr. Wright) have used with their separately managed accounts, in order to limit the impact on the overall Fund portfolio of any sustained decline in a given Asset Class or Underlying Fund. Thus, whenever an Underlying Fund declines “substantially”, as defined by the Adviser’s proprietary studies of the historic behavior of the Asset Class represented by the Underlying Fund, the Adviser sells or hedges the Underlying Fund.

The Sell Disciplines are not designed to attempt to buy at lows or to sell at highs, but to participate in a substantial part of any sustained uptrend in a selected Asset Class, as well as to step aside during most of any sustained downtrend. The Adviser employs a “reactive” approach as distinct from a “predictive” approach. The Adviser does not consider its approach to be a “trading” style in terms of frequency, and does not expect to average more than two sell signals per year in each Asset Class.

The overall asset allocation of the Fund is not fixed. It can and does change significantly over time as the Adviser decides to re-allocate portions of the portfolio in response to trend changes in the U.S. and global economy and in various fixed income investment markets using the tactical style described above.

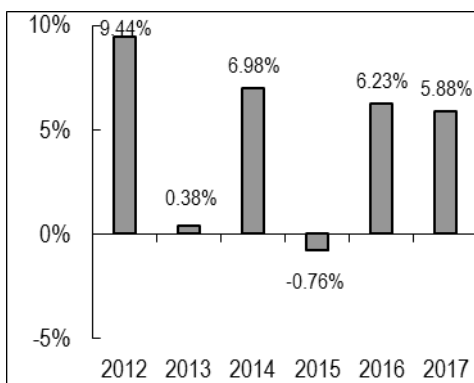
**Principal Investment Risks: As with all mutual funds, there is the risk that you could lose money through your investment in the Fund. The Fund is not intended to be a complete investment program. Many factors affect the Fund's net asset value and performance.**

Performance of the Fund during future periods will definitely vary. Some months and some quarters will result in negative performance; indeed, some future years may have negative performance.

- **Fixed-Income Risk.** When the Fund invests in Underlying Funds that invest in fixed-income securities, the value of your investment in the Fund will generally decline when interest rates rise. Defaults by fixed income issuers in which the Underlying Funds invest may also harm performance.
- **Inverse Risk.** The Fund engages in hedging or declining-market strategies by investing in inverse Underlying Funds. Any strategy that includes inverse securities could cause the Fund to suffer significant losses. The Fund will not participate in market gains to the extent it holds inverse Underlying Funds.
- **High Yield (Junk Bond) Risk.** Underlying Fund investments in lower-quality bonds, known as high-yield or junk bonds, present greater risk than bonds of higher quality, including an increased risk of default. An economic downturn or period of rising interest rates could adversely affect the market for these bonds and reduce liquidity in these bonds. Junk bonds are considered speculative and issuers are more sensitive to economic conditions than high quality issuers and more likely to seek bankruptcy protection which, will delay resolution of bondholder claims and may eliminate liquidity.
- **Foreign Risk.** Foreign markets can be more volatile than the U.S. market due to increased risks of adverse issuer, political, regulatory, market, economic developments or currency exchange rates and can perform differently from the U.S. market. The net asset value of the Fund will fluctuate based on changes in the value of the foreign securities held by any Underlying Funds that invest in such securities.
- **Government Securities Risk.** It is possible that the U.S. Government would not provide financial support to its agencies or instrumentalities if it is not required to do so by law. The ability of foreign governments to repay their obligations is adversely impacted by default, insolvency, bankruptcy or by political instability, including authoritarian and/or military involvement in governmental decision-making, armed conflict, civil war, social instability and the impact of these events and circumstances on a country's economy and its government's revenues.
- **Management Risk.** The Adviser's dependence on its strategic income investment strategy and judgments about the attractiveness, value and potential appreciation of particular Asset Classes in which the Fund invests will in some cases prove to be incorrect and have negative impacts on performance.
- **Master Limited Partnerships Risk.** Investments in MLPs involve risks different from those of investing in common stock including risks related to limited control and limited rights to vote on matters affecting the MLP, risks related to potential conflicts of interest between an MLP and the MLP's general partner, cash flow risks, dilution risks and risks related to the general partner's limited call right. MLPs are generally considered interest-rate sensitive investments. During periods of interest rate volatility, these investments may not provide attractive returns. MLPs, typically, do not pay U.S. federal income tax at the partnership level. Instead, each partner is allocated a share of the partnership's income, gains, losses, deductions and expenses. A change in current tax law or in the underlying business mix of a given MLP could result in an MLP being treated as a corporation for U.S. federal income tax purposes, which would result in such MLP being required to pay U.S. federal income tax on its taxable income. The classification of an MLP as a corporation for U.S. federal income tax purposes would have the effect of reducing the amount of cash available for distribution by the MLP. Thus, if any of the MLPs owned by the Fund were treated as corporations for U.S. federal income tax purposes, it could result in a reduction of the value of your investment in the Fund and lower income, as compared to an MLP that is not taxed as a corporation.
- **Municipal Risk.** Municipal securities are subject to the risk that legislative changes and local and business developments may adversely affect the yield or value of the Fund's investments in such securities.
- **Portfolio Turnover Risk.** As to the portion of the portfolio invested in ETFs and closed-end investment companies, turnover may result in higher brokerage commissions, dealer mark-ups and other transaction costs. The Fund's investment style will result in most capital gains within the portfolio being realized as short-term capital gains.
- **REIT Common and Preferred Stock Risk.** A REIT's performance depends on the types and locations of the rental properties it owns and on how well it manages those properties. A decline in rental income may occur because of extended vacancies, increased competition from other properties, tenants' failure to pay rent or poor management. Common and preferred stock prices can fall rapidly in response to developments affecting a specific company or industry, or to changing economic, political or market conditions.
- **Underlying Fund Costs and Risks.** Each Underlying Fund is subject to specific risks, depending on its investments. Underlying Funds are also subject to investment advisory fees and other expenses, which are indirectly borne by the Fund. As a result, your overall cost of investing in the underlying stocks, bonds and other basic assets will be higher than the cost of investing directly in them, and may be higher than other mutual funds that invest directly in stocks and bonds.

**Performance:** The bar chart and performance table below show the variability of the Fund's returns, which is some indication of the risks of investing in the Fund. The bar chart shows performance of Class R shares of the Fund for each full calendar year since the Fund's inception. The performance table compares the performance of the share classes of the Fund over time to the performance of a broad-based securities market index. You should be aware that the Fund's past performance (before and after taxes) may not be an indication of how the Fund will perform in the future. Updated performance information is available at no cost by calling 1-866-738-4363 or visiting [www.SierraMutualFunds.com](http://www.SierraMutualFunds.com).

**Class R Annual Total Return For Calendar Years Ended December 31<sup>1</sup>**



<sup>1</sup> The returns are for Class R Shares, which would have substantially similar annual returns as the other share classes because the shares are invested in the same portfolio of securities and the returns for each class would differ only to the extent that the classes do not have the same expenses. Class R has been presented instead of Class Y because Class Y is now closed to additional investments.

Best Quarter:	3 <sup>rd</sup> Quarter 2012	3.67%
Worst Quarter:	2 <sup>nd</sup> Quarter 2015	(1.86)%

**Performance Table**  
**Average Annual Total Returns**  
 (For periods ended December 31, 2017)

	One Year	Five Year	Life of Fund (inception 12-21-11)
<b>Class R shares</b>			
Return before taxes	5.88%	3.69%	4.65%
Return after taxes on distributions	4.28%	2.19%	3.15%
Return after taxes on distributions and sale of Fund shares	3.32%	2.14%	2.92%
<b>Class A shares</b>			
Return before taxes with sales load	(0.64)%	2.12%	3.29%
<b>Class C shares</b>			
Return before taxes	4.85%	2.73%	3.69%
<b>Class I shares</b>			
Return before taxes	5.43%	3.33%	4.34%
<b>Class Y Shares</b>			
Return before taxes	5.84%	3.68%	4.64%
<b>Bloomberg Barclays US Aggregate Bond Index</b> (reflects no deduction for fees, expenses or taxes)	3.54%	2.10%	2.55%

After-tax returns were calculated using the historical highest individual federal marginal income tax rates and do not reflect the impact of state and local taxes. Actual after-tax returns depend on an investor's tax situation and may differ from those shown, and after-tax returns shown are not relevant to investors who hold shares of the Fund through tax-deferred arrangements, such as 401(k) plans or Individual Retirement Accounts (IRAs). After tax returns are not shown for Class A, C, I and Y shares and would differ from those of Class R shares.

As a Benchmark for the Fund, the Adviser has selected the Bloomberg Barclays US Aggregate Bond Index. This Index is a market capitalization-weighted index, meaning the securities in the index are weighted according to the market size of each bond type. Most U.S. traded investment-grade bonds are represented. Municipal bonds and Treasury Inflation-Protected Securities are excluded, due to tax treatment issues. The index includes Treasury securities, Government agency bonds, mortgage-backed bonds, corporate bonds, and a small amount of foreign bonds traded in U.S. Unlike a mutual fund, an index does not reflect any trading costs or management fees. Investors cannot directly invest in an index.

**Investment Adviser:** Wright Fund Management, LLC (the “Adviser”) is the Fund’s investment adviser.

**Investment Adviser Portfolio Managers:** Kenneth L. Sleeper, MBA, PhD, Managing Director and Portfolio Manager of the Adviser, David C. Wright, JD, Managing Director and Portfolio Manager of the Adviser and Terri Spath, MBA, CFA, CFP® and Portfolio Manager of the Adviser. Dr. Sleeper and Mr. Wright have served the Fund as portfolio managers since it commenced operations in December 2011. Ms. Spath has served the Fund as portfolio manager since January 2018. Each portfolio manager is jointly and primarily responsible for the day-to-day management of the Fund.

**Purchase and Sale of Fund Shares:** The minimum initial investment in the Class A, Class C and Class I shares is \$10,000 and the minimum subsequent investment is \$1,000. The minimum initial investment in the Class R is \$100,000. The minimum initial investment in the Class Y is \$20,000,000. Class R shares do not have a minimum subsequent investment requirement. Class Y shares are now closed to new and subsequent purchases. You may purchase and redeem shares of the Fund on any day that the New York Stock Exchange is open. Redemption requests may be made in writing, by telephone, or through a financial intermediary and will be paid by ACH, check or wire transfer.

**Tax Information:** Dividends and capital gain distributions you receive from the Fund, whether you reinvest your distributions in additional Fund shares or receive them in cash, are taxable to you at either ordinary income or capital gains tax rates unless you are investing through a tax-deferred account such as an IRA or 401(k). However, these dividend and capital gain distributions may be taxable upon their eventual withdrawal from tax-deferred plans.

**Payments to Broker-Dealers and Other Financial Intermediaries:** If you purchase shares of the Fund through a broker-dealer or other financial intermediary (such as a bank), the Fund and its related companies may pay the intermediary for the sale of Fund shares and related services. These payments may create a conflict of interest by influencing the broker-dealer or other intermediary and your salesperson to recommend the Fund over another investment. Ask your salesperson or visit your financial intermediary’s website for more information.



## **ADDITIONAL INFORMATION ABOUT INVESTMENT STRATEGIES AND RELATED RISKS**

### **Investment Objectives**

The Fund's two investment objectives are to provide total return (with income contributing a significant part) and to limit volatility and downside risk. The Fund's investment objectives are not a fundamental policy, and may be changed by the Board of Trustees without shareholder approval upon 60 days written notice.

### **Principal Investment Strategies**

#### **Risk-Management Strategies**

The Adviser does not employ a passive "buy and hold" strategy.

The Adviser applies an integrated set of risk-management disciplines with the goal of limiting the impact of downside risk of the Fund's portfolio in the following manner: First, the Adviser constructs (and from time to time modifies) the portfolio with a view to Asset Class diversification, in the sense that the Adviser uses Asset Classes that respond to a variety of underlying driving forces, ranging from economic shifts to investor mood; and with a view to the historic average total return and volatility of the individual Asset Classes. The Adviser defines income-related Asset Classes as income-producing investment categories, such as fixed-income securities and dividend-paying REITs of issuers from various markets and industries. Second, the Adviser uses well-diversified Underlying Funds to participate in each chosen Asset Class – and in some cases, Underlying Funds that diversify among two or more Asset Classes. Third, within most Asset Classes, the Adviser attempts to identify Underlying Fund managers whose history demonstrates an ability to add positive Alpha – incremental total return in excess of incremental risk.

Fourth, the Adviser monitors each Fund holding daily and applies a trailing stop discipline to each Underlying Fund within the Fund's portfolio, based on the proprietary approach ("Sell Disciplines") that Dr. Sleeper and Mr. Wright have used since 1987 with their separately managed accounts, in order to limit the impact on the overall Fund portfolio of any sustained decline in a given Asset Class or Underlying Fund. Thus, whenever an Underlying Fund declines "substantially", as defined by the Adviser's proprietary studies of the historic behavior of the Asset Class represented by the Underlying Fund, the Adviser sells or hedges the Underlying Fund.

The Adviser's sell disciplines are intended to protect the Fund from any continuation of a downward trend in an Underlying Fund and Asset Class, but are not based on any attempt to predict the future value or trend of an Underlying Fund.

The amount of price fluctuation in an Underlying Fund that the Adviser will tolerate depends upon the historic volatility of the Asset Class in which the Underlying Fund invests. For example, the Adviser will tolerate much larger price swings and price volatility in a REIT Underlying Fund than in a fixed-income Underlying Fund.

When the value of an Underlying Fund stabilizes and turns up, the Adviser will move the assets from the money market or other temporary defensive investment back into the original Underlying Fund, unless in the interim the Adviser has identified a more attractive Asset Class or Underlying Fund.

From time to time, the Adviser may sell an Underlying Fund in order to purchase a new Underlying Fund in the same Asset Class or to revise the asset allocation mix among Asset Classes.

### **Principal Investment Risks:**

Performance of the Fund during future periods will definitely vary. Some months and some quarters will result in negative performance; indeed, some future years may have negative performance.

- *Fixed Income Risk.* When the Fund invests in fixed income Underlying Funds, the value of your investment in the Fund will fluctuate with changes in interest rates. Typically, a rise in interest rates causes a decline in the value of the Underlying Funds owned by the Fund. In general, the market price of debt securities with longer maturities will increase or decrease more in response to changes in interest rates than shorter-term securities. Other risk factors impacting fixed income securities include credit risk, maturity risk, market risk, extension risk, illiquid security risks, foreign securities risk and prepayment risk. These risks could affect the value of a particular investment by the Fund possibly causing the Fund's share price and total return to be reduced and fluctuate more than other types of investments. In addition, some of the Underlying Funds in which the Fund will invest from time to time invest in what are sometimes referred to as high-yield or junk bonds. Such securities are considered speculative investments that carry greater risk of default and are more susceptible to real or perceived adverse economic and competitive industry conditions than higher quality debt securities.

- **Foreign Risk.** The Fund will make frequent use of Underlying Funds that invest in foreign securities in order to seek diversification. Investments in Underlying Funds that invest in foreign equity and debt securities could subject the Fund to greater risks because the Fund's performance may depend on issues other than the performance of a particular company or U.S. market sector. Changes in foreign economies and political climates are more likely to affect the Fund than a mutual fund that invests exclusively in U.S. securities. The values of foreign securities are also affected by the value of the local currency relative to the U.S. dollar. There may also be less government supervision of foreign markets, resulting in non-uniform accounting practices and less publicly available information. The values of foreign investments may be affected by changes in exchange control regulations, application of foreign tax laws (including withholding tax), changes in governmental administration or economic or monetary policy (in this country or abroad) or changed circumstances in dealings between nations. In addition, foreign brokerage commissions, custody fees and other costs of investing in foreign securities are generally higher than in the United States. Investments in foreign issues could be affected by other factors not present in the United States, including expropriation, armed conflict, confiscatory taxation, and potential difficulties in enforcing contractual obligations and foreign securities may be more illiquid than domestic securities.
- **Government Securities Risk.** It is possible that the U.S. Government would not provide financial support to its agencies or instrumentalities if it is not required to do so by law. If a U.S. Government agency or instrumentality in which the Fund invests defaults and the U.S. Government does not stand behind the obligation, the Fund's share price or yield could fall. Securities of U.S. Government sponsored entities, such as Freddie Mac or Fannie Mae, are neither issued nor guaranteed by the U.S. Government. The U.S. Government's guarantee of ultimate payment of principal and timely payment of interest of the U.S. Government securities owned by the Fund does not imply that the Fund's shares are guaranteed by the Federal Deposit Insurance Corporation or any other government agency, or that the price of the Fund's shares will not fluctuate. The ability of foreign governments to repay their obligations is adversely impacted by default, insolvency, bankruptcy or by political instability, including authoritarian and/or military involvement in governmental decision-making, armed conflict, civil war, social instability and the impact of these events and circumstances on a country's economy and its government's revenues. Therefore, foreign government bonds can present a significant risk. Foreign governments may also repudiate their debts in spite of their ability to pay. The ability to recover from a defaulting government is limited because that same government may block access to court-mandated legal remedies or other means of recovery.
- **High Yield (Junk Bond) Risk.** Fund investments in Underlying Funds that invest in lower-quality fixed income securities, known as high-yield or junk bonds, present a significant risk for loss of principal and interest. These bonds are considered speculative and offer the potential for higher return, but also involve greater risk than bonds of higher quality, including an increased possibility that the bond's issuer, obligor or guarantor may not be able to make its payments of interest and principal (credit quality risk). If that happens, the value of the bond may decrease, and the Fund's share price may decrease and its income distribution may be reduced. An economic downturn or period of rising interest rates (interest rate risk) could adversely affect the market for these bonds and reduce the Fund's ability to sell its bonds (liquidity risk). Such securities may also include "Rule 144A" securities, which are subject to resale restrictions. The lack of a liquid market for these bonds could decrease the Fund's share price.
- **Inverse Risk.** Under certain circumstances, Adviser engages in hedging or declining-market strategies by investing in inverse Underlying Funds. Inverse Underlying Funds seek daily investment results, before fees and expenses, which correspond to the inverse (opposite) of the daily performance of a specific benchmark. For example, inverse ETFs are funds designed to rise in price when stock prices are falling. Inverse ETF index funds seek to provide investment results that will match a certain percentage of the inverse of the performance of a specific benchmark on a daily basis. For example, if a fund's current benchmark is 100% of the inverse of the Bloomberg Barclays Aggregate Bond Index and the fund meets its objective, the value of the fund will tend to increase on a daily basis when the value of the underlying index decreases (if the Bloomberg Barclays Aggregate Bond Index goes down 5% then the fund's value should go up 5%). Conversely, when the value of the underlying index increases, the value of the fund's shares tend to decrease on a daily basis (if the Bloomberg Barclays Aggregate Bond Index goes up 5% then the fund's value should go down 5%). Additionally, inverse ETFs may employ leverage, which magnifies the changes in the underlying stock index upon which they are based. For example, if an inverse ETF's current benchmark is 200% of the inverse of the Bloomberg Barclays Aggregate Bond Index and the ETF meets its objective, the value of the ETF will tend to increase on a daily basis when the value of the underlying index decreases (e.g., if the Bloomberg Barclays Aggregate Bond Index goes down 5% then the inverse ETF's value should go up 10%).
- **Management Risk.** The share price of the Fund changes daily based on the performance of the Underlying Funds in which it invests. The ability of the Fund to meet its investment objective is directly related to the Adviser's ability to identify Underlying Funds that have the potential to achieve positive total return, and to create diversity within the total portfolio of the Fund. The Adviser's dependence on multi-asset diversification and judgments about the attractiveness, value and potential appreciation of particular Asset Classes in which the Fund invests may prove to be incorrect and may not produce the desired results. There is no guarantee that the Adviser's investment strategy with respect to Asset Classes or Underlying Funds will produce positive long-term results.

- **Master Limited Partnerships Risk.** Investments in MLPs involve risks different from those of investing in common stock including risks related to limited control and limited rights to vote on matters affecting the MLP, risks related to potential conflicts of interest between an MLP and the MLP's general partner, cash flow risks, dilution risks and risks related to the general partner's limited call right. MLPs are generally considered interest-rate sensitive investments. During periods of interest rate volatility, these investments may not provide attractive returns. MLPs, typically, do not pay U.S. federal income tax at the partnership level. Instead, each partner is allocated a share of the partnership's income, gains, losses, deductions and expenses. A change in current tax law or in the underlying business mix of a given MLP could result in an MLP being treated as a corporation for U.S. federal income tax purposes, which would result in such MLP being required to pay U.S. federal income tax on its taxable income. The classification of an MLP as a corporation for U.S. federal income tax purposes would have the effect of reducing the amount of cash available for distribution by the MLP. Thus, if any of the MLPs owned by the Fund were treated as corporations for U.S. federal income tax purposes, it could result in a reduction of the value of your investment in the Fund and lower income, as compared to an MLP that is not taxed as a corporation.
- **Municipal Risk.** Municipal securities are subject to the risk that legislative changes and local and business developments may adversely affect the yield or value of the Fund's investments in such securities. Municipal general obligation debt issuers may not be able to levy or collect enough taxes as necessary to make full and timely payments to investors. Municipal revenue obligation debt issuers may experience shortfalls in revenues, such as sales taxes, fuel taxes, or hotel occupancy taxes, generated by the particular project being financed.
- **Portfolio Turnover Risk.** Increased portfolio turnover may result in higher brokerage commissions, dealer mark-ups and other transaction costs and may result in taxable capital gains. Portfolio turnover refers to the rate at which the Underlying Funds held by the Fund are bought and sold. The higher the rate, the higher the transactional and brokerage costs associated with turnover, which may reduce the Fund's returns, unless the securities traded can be bought and sold without significant transaction or commission costs or redemption fees. Because the Fund will seldom hold an Underlying Fund for 12 months or more, investors who own the Fund in taxable accounts will be subject to federal income tax at short-term rates.
- **REIT Common and Preferred Stock Risk.** REITs may be affected by any changes in the value of the properties owned and other factors, and their prices tend to go up and down. A REIT's performance depends on the types and locations of the properties it owns and on how well it manages those properties. A decline in rental income may occur because of extended vacancies, increased competition from other properties, tenants' failure to pay rent or poor management. A REIT's performance also depends on the company's ability to finance property purchases and renovations and manage its cash flows. Because REITs typically are invested in a limited number of projects or in a particular market segment, they are more susceptible to adverse developments affecting a single project or market segment than more broadly diversified investments. REIT common and preferred stock prices can fall rapidly in response to developments affecting a specific company or industry, or to changing economic, political or market conditions. Dividend-paying preferred stocks are subject to interest rate risk as well as equity risk.
- **Underlying Fund Risk.** Underlying Funds are subject to investment advisory fees and other expenses, which are indirectly borne by the Fund. As a result, your cost of investing in the Fund will be higher than the cost of investing directly in ETFs, mutual funds and ETNs and may be higher than other mutual funds that invest directly in stocks and bonds. Each Underlying Fund is subject to specific risks, depending on its investments. ETFs and ETNs are listed on national stock exchanges and are traded like stocks listed on an exchange. Their shares may trade at a discount or a premium in market price if there is a limited market in such shares and are also subject to brokerage and other trading costs, which could result in greater expenses to the Fund. Because the value of ETFs and ETNs depends on the demand in the market, the Adviser may not be able to liquidate the Fund's holdings at the most optimal time, adversely affecting performance. Each Underlying Fund is subject to specific risks, depending on the nature of its investment objective and strategies, including liquidity risk, sector risk, foreign and emerging market risk, as well as risks associated with fixed-income securities, real estate investments, and commodities. The index-tracking ETFs in which the Fund invests will not be able to replicate exactly the performance of the indices they track because the total return generated by the securities will be reduced by transaction costs incurred in adjusting the actual balance of the securities. In addition, the ETFs in which the Fund invests will incur expenses not incurred by their applicable indices. Certain securities comprising the indices tracked by an ETF may, from time to time, temporarily be unavailable, which may further impede the ETF's ability to track its applicable indices.

**Temporary Investments:** To respond to adverse market, economic, political or other conditions, the Fund may invest up to 100% of its total assets, without limitation, in high-quality short-term debt securities and money-market instruments. These short-term debt securities and money market instruments include: shares of money-market mutual funds, commercial paper, certificates of deposit, bankers' acceptances, U.S. Government securities and repurchase agreements. When the Fund is partly or fully in a defensive position, the opportunity to achieve its performance objective will be limited.

**Portfolio Holdings Disclosure:** A description of the Fund's policies regarding the release of portfolio holdings information is available in the Fund's Statement of Additional Information.

**Cybersecurity:** The computer systems, networks and devices used by the Fund and its service providers to carry out routine business operations employ a variety of protections designed to prevent damage or interruption from computer viruses, network failures, computer and telecommunication failures, infiltration by unauthorized persons and security breaches. Despite the various protections utilized by the Fund and its service providers, systems, networks, or devices potentially can be breached. The Fund and their shareholders could be negatively impacted as a result of a cybersecurity breach.

Cybersecurity breaches can include unauthorized access to systems, networks, or devices; infection from computer viruses or other malicious software code; and attacks that shut down, disable, slow, or otherwise disrupt operations, business processes, or website access or functionality. Cybersecurity breaches may cause disruptions and impact the Fund's business operations, potentially resulting in financial losses; interference with the Fund's ability to calculate their NAV; impediments to trading; the inability of the Fund, the Advisor, and other service providers to transact business; violations of applicable privacy and other laws; regulatory fines, penalties, reputational damage, reimbursement or other compensation costs, or additional compliance costs; as well as the inadvertent release of confidential information.

Similar adverse consequences could result from cybersecurity breaches affecting issuers of securities in which the Fund invests; counterparties with which the Fund engages in transactions; governmental and other regulatory authorities; exchange and other financial market operators, banks, brokers, dealers, insurance companies, and other financial institutions (including financial intermediaries and service providers for the Fund's shareholders); and other parties. In addition, substantial costs may be incurred by these entities in order to prevent any cybersecurity breaches in the future.

## **MANAGEMENT**

**Investment Adviser:** Wright Fund Management, LLC, located at 3420 Ocean Park Boulevard, Suite 3060, Santa Monica, California 90405, serves as investment adviser to the Fund and is referred to in this Prospectus as the “Adviser.”

Subject to the authority of the Board of Trustees, the Adviser is responsible for management of the Fund’s investment portfolio. The Adviser is responsible for selecting the Fund’s investments according to the Fund’s investment objective, policies and restrictions. The Adviser was established in 2007. As of September 30, 2017, the Adviser and its affiliated advisory firms had total assets under management and advisement of greater than \$2.8 billion. The Adviser, Sierra Investment Management, Inc. (“Sierra”) and Ocean Park Asset Management, Inc. (“Ocean Park”) are affiliated through indirect common ownership by Mr. Wright and Dr. Sleeper.

For its services, the Adviser receives an annual advisory fee equal to 0.75% of the Fund’s average daily net assets. For the fiscal year ended September 30, 2017, the Adviser also recouped previously waived advisory fees equal to 0.01% of the Fund’s average daily net assets. A discussion regarding the basis for the Board of Trustees’ approval of the advisory agreement is available in the Fund’s annual shareholder report dated September 30, 2017.

The Adviser has contractually agreed to ensure that total annual Fund operating expenses after fee waiver and reimbursement (exclusive of any front-end or contingent deferred loads, taxes, leverage interest, brokerage commissions, expenses of underlying funds in which the Fund invests, expenses incurred in connection with any merger or reorganization, dividend expense on securities sold short) and extraordinary expenses, such as litigation at least until January 31, 2019, will not exceed the specified limits below.

<b>Class</b>	<b>A</b>	<b>C</b>	<b>I</b>	<b>R</b>	<b>Y</b>
Expense Cap	1.35%	1.95%	1.35%	1.00%	0.95%

Waivers and expense payments may be recouped by the Adviser from the Fund, to the extent that overall expenses fall below the specified limits, within three years of when the amounts were waived or recouped. Fee waiver and reimbursement arrangements can decrease the Fund’s expenses and thereby increase its net performance to shareholders.

In addition to investment advisory fees, the Fund pays other expenses including costs incurred in connection with the maintenance of its securities law registration, printing and mailing Prospectuses and Statements of Additional Information to shareholders, certain financial accounting services, taxes or governmental fees, custodial, transfer and shareholder servicing agent costs, expenses of outside counsel and independent accountants, preparation of shareholder reports and expenses of trustee and shareholder meetings.

**Investment Adviser Portfolio Managers:** Dr. Sleeper and Mr. Wright have been the principals of two affiliated Registered Investment Advisory firms – Sierra and Ocean Park – for more than thirty years, specializing in developing and implementing managed-risk, low-volatility portfolio management disciplines for separate accounts for clients who are primarily retirees and other conservative investors, managing in excess of \$722 million in such separate accounts as of the date of this Prospectus.

### **Kenneth L. Sleeper, MBA, PhD**

Dr. Sleeper, Managing Director and Portfolio Manager of the Adviser, has been a 50% beneficial owner of the Adviser since its formation in 2007. He and trusts formed by him own 50% of the profit interest of the Adviser. He has been the Senior Vice President, a Director and 50% shareholder of Sierra, an affiliate of the Adviser, since 1992 and was a general partner of Sierra’s predecessor since its formation in 1987. Dr. Sleeper has also been the Vice President, Managing Director and 50% shareholder of Ocean Park, another affiliate of the Adviser, since its formation in 1988.

### **David C. Wright, JD**

Mr. Wright has been a 50% beneficial owner and the Managing Principal of the Adviser since its formation in 2007. He and trusts formed by him own 50% of the profit interest of the Adviser. He has been President, Director and 50% shareholder of Sierra since 1992 and was a general partner of Sierra’s predecessor since its formation in 1987. Mr. Wright has also been the President, Director and 50% shareholder of Ocean Park since its formation in 1988.

From 1982 to early 1985, Mr. Wright developed several market-timing technical studies. Mr. Wright served as director of Technical Research at Bateman Eichler, Hill Richards, Inc., a large brokerage/investment banking firm headquartered in Los Angeles, California from 1985 through September 1987. Mr. Wright has also written and spoken on a wide range of investment topics for both public and professional audiences. He served on the Board of Directors of the Los Angeles Chapter of the American Association of Individual Investors from 1983 to 2007.

### **Terri Spath, MBA, CFA, CFP®**

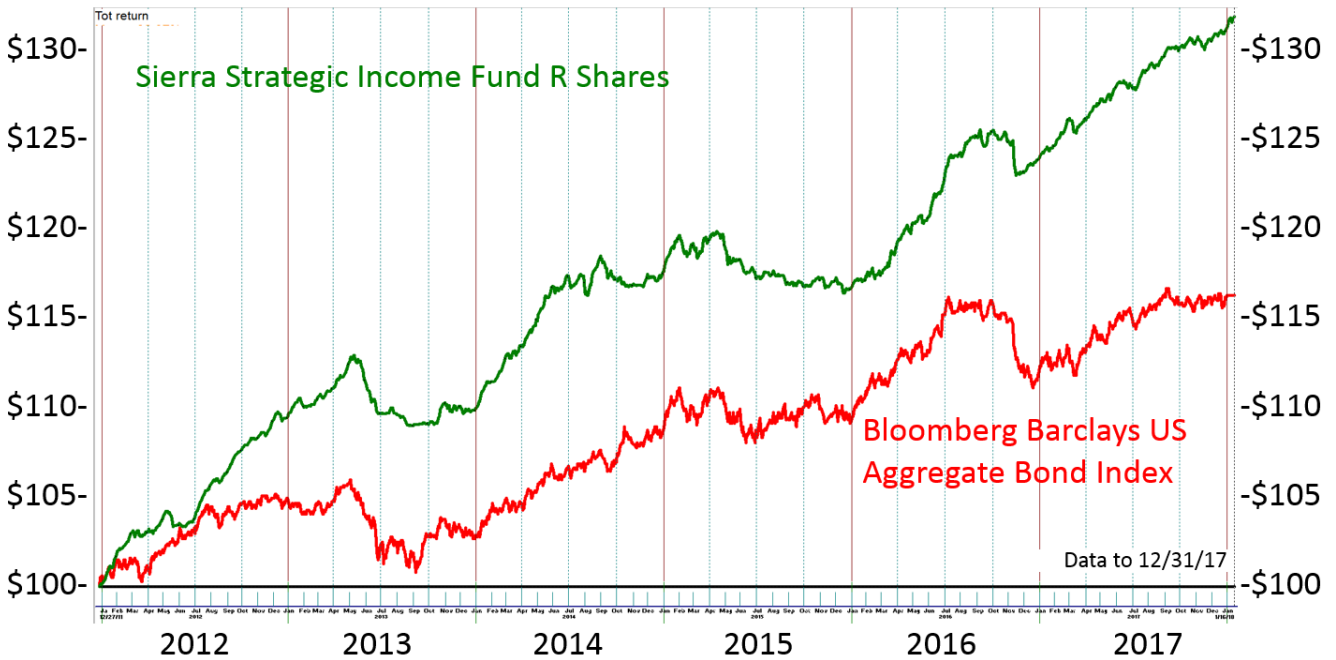
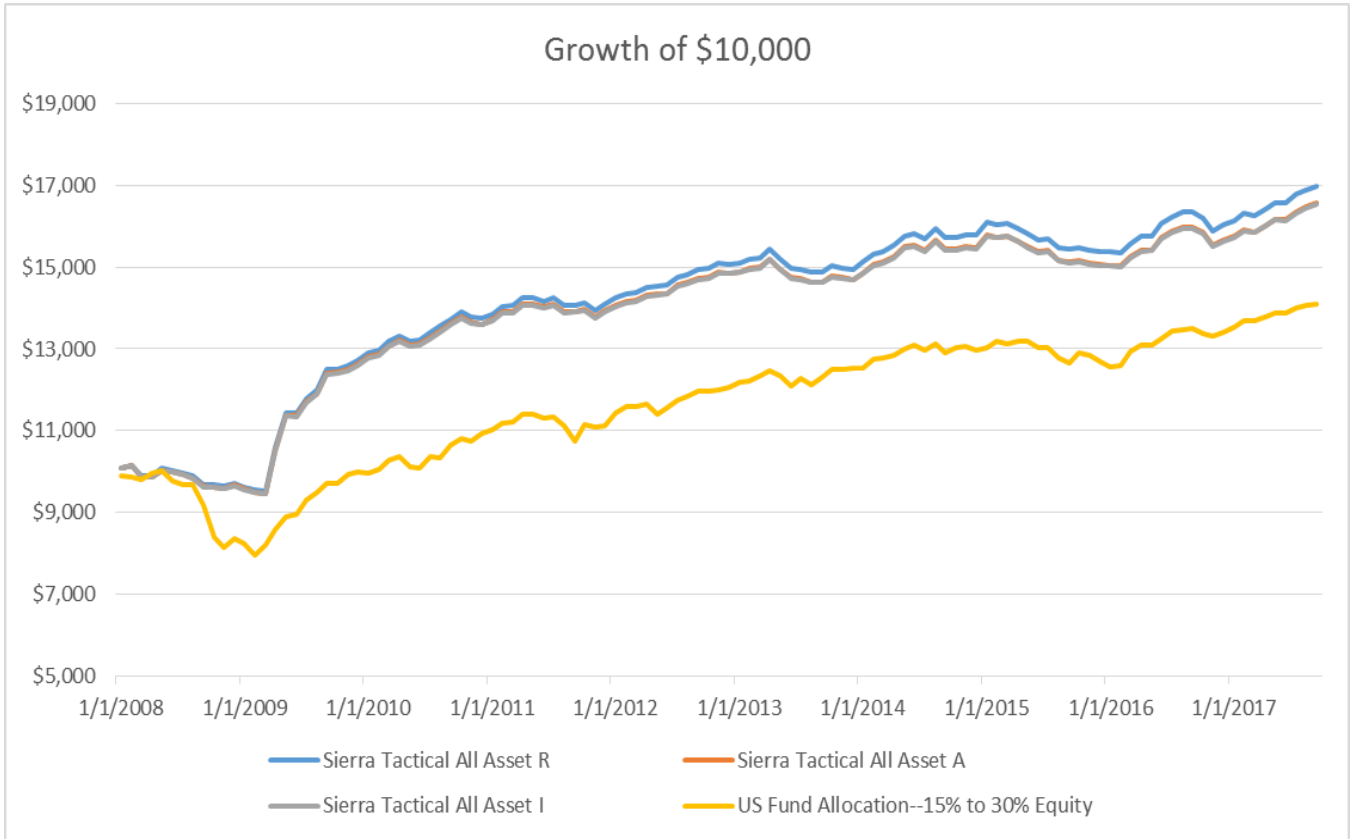
Ms. Spath has been employed as Chief Investment Officer with Sierra since 2015. Prior to joining Sierra, she was employed by Mercer Advisors as Deputy Chief Investment Officer. Her previous roles have included portfolio management and analyst responsibilities at Franklin Templeton, Fidelity Investment and RSF Capital Management. Ms. Spath has published and spoken on a wide range of investment topics for both public and professional audiences.

The Fund’s Statement of Additional Information provides additional information about the portfolio managers’ compensation structure, other accounts managed by the portfolio managers, and the portfolio managers’ ownership of shares of the Fund.

## Supplemental Fund Performance Information

### Comparison of the Change in Value of a \$10,000 Investment

The Fund's performance figures compared to the Bloomberg Barclays Aggregate Bond Index for the period ended September 30, 2017



The inception date of operations for the Fund's Class A, C, I, R and Y shares is December 27, 2011.

As the Benchmark for the Fund, the Adviser has selected the Bloomberg Barclays US Aggregate Bond Index, which is an unmanaged, broad-based market capitalization weighted index. Most U.S. traded investment-grade bonds are represented while municipal bonds and Treasury Inflation-Protected securities are excluded. The Barclays Index is an intermediate-term index with a weighted average maturity of 8.05 years and an effective duration of 5.77 years, as of December 31, 2017. An investor cannot invest directly in an index.

The performance data quoted here represents past performance. Current performance may be lower or higher than the performance data quoted above. Past performance is no guarantee of future results. The investment return and principal value of an investment will fluctuate so that investor's shares, when redeemed, may be worth more or less than their original cost. The returns shown do not reflect the deduction of taxes that a shareholder would pay on Fund distributions or on the redemption of Fund shares. Performance figures for periods greater than one year are annualized.

The Fund's total annual operating expenses, including acquired fund fees and expenses, are currently 2.18% for Class A and Class I shares, 1.80% for Class R shares, 2.78% for Class C shares and 1.78% for Class Y shares. For performance information current to the most recent month-end, please call toll-free 1-866-738-4363 (1-866-RETI-FND) or visit [www.SierraMutualFunds.com](http://www.SierraMutualFunds.com).

## **HOW SHARES ARE PRICED**

The net asset value ("NAV") and offering price (NAV plus any applicable sales charges) of each class of shares is determined as of the close of the New York Stock Exchange ("NYSE") (normally 4:00 p.m. Eastern Time) on each day the NYSE is open for business. NAV is computed by determining the aggregate market value of all assets of the Fund less its liabilities divided by the total number of the Fund's shares outstanding on a class-specific basis ((Assets minus liabilities)/number of shares=NAV). The NYSE is closed on weekends and New Year's Day, Martin Luther King, Jr. Day, Presidents' Day, Good Friday, Memorial Day, Independence Day, Labor Day, Thanksgiving Day and Christmas Day. The NAV takes into account the expenses and fees of the Fund, including investment advisory, administration, and distribution fees, which are accrued daily. The determination of NAV of each class of the Fund for a particular day is applicable to all applications for the purchase of shares, as well as all requests for the redemption of shares, received by the Fund (or an authorized broker or agent, or its authorized designee) before the close of trading on the NYSE on that day.

Generally, ETFs and other traded securities are valued each day at the last quoted sales price on each security's principal exchange. Securities traded or dealt in on one or more securities exchanges (whether domestic or foreign) for which market quotations are readily available and not subject to restrictions against resale shall be valued at the last quoted sales price on the primary exchange or, in the absence of a sale on the primary exchange, at the mean between the current bid and ask prices on such exchange. Securities primarily traded in the National Association of Securities Dealers' Automated Quotation System ("NASDAQ") National Market System for which market quotations are readily available shall be valued using the NASDAQ Official Closing Price. Securities that are not traded or dealt in any securities exchange (whether domestic or foreign) and for which over-the-counter market quotations are readily available generally shall be valued at the last sale price or, in the absence of a sale, at the mean between the current bid and ask price on such over-the-counter market. Debt securities not traded on an exchange may be valued at prices supplied by a pricing agent(s) based on broker or dealer supplied valuations or matrix pricing, a method of valuing securities by reference to the value of other securities with similar characteristics, such as rating, interest rate and maturity.

If market quotations are not readily available, securities will be valued at their fair market value as determined using the "fair value" procedures approved by the Board. If market quotations are not readily available, securities will be valued at their fair market value as determined in good faith by the Adviser in accordance with procedures approved by the Board, and evaluated by the Board quarterly as to the reliability of the fair value method used. Fair value pricing involves subjective judgments and it is possible that the fair value determined for a security may be materially different than the value that could be realized upon the sale of that security. The fair value prices can differ from market prices when they become available or when a price becomes available. The Board has delegated execution of these procedures to a fair value team composed of one or more representatives from each of the (i) Trust, (ii) administrator, and (iii) Adviser. The team may also enlist third party consultants such as an audit firm or financial officer of a security issuer on an as-needed basis to assist in determining a security-specific fair value. The Board reviews and ratifies the execution of this process and the resultant fair value prices at least quarterly to assure the process produces reliable results.

The Fund may use independent pricing services to assist in calculating the value of the Fund's securities. Although not part of the Adviser's principal investment strategy, since the Fund may invest in foreign securities that are primarily listed on foreign exchanges that may trade on weekends or other days when the Fund does not price its shares, the value of the Fund's portfolio may change on days when you may not be able to buy or sell Fund shares. In computing the NAV of the Fund, the Adviser

values foreign securities held by the Fund at the latest closing price on the exchange in which they are traded immediately prior to closing of the NYSE. Prices of foreign securities quoted in foreign currencies are translated into U.S. dollars at current rates. If events materially affecting the value of a security in the Fund's portfolio occur before the Fund prices its shares, the security will be valued at fair value. For example, if trading in a portfolio security is halted and does not resume before the Fund calculates its NAV, the Adviser or sub-Adviser may need to price the security using the Fund's fair value pricing guidelines. Without a fair value price, short-term traders could take advantage of the arbitrage opportunity and dilute the NAV of long-term investors. Fair valuation of the Fund's portfolio securities can serve to reduce arbitrage opportunities available to short-term traders, but there is no assurance that fair value pricing policies will prevent dilution of the Fund's NAV by short-term traders.

With respect to any portion of the Fund's assets that are invested in one or more open-end management investment companies that are registered under the Investment Company Act of 1940 Act, as amended ("1940 Act") (mutual funds), the Fund's net asset value is calculated based upon the net asset values of the mutual funds in which the Fund invests, and the prospectuses for these companies explain the circumstances under which those companies will use fair value pricing and the effects of using fair value pricing.

## **HOW TO PURCHASE SHARES**

**Share Classes:** This Prospectus describes five classes of shares offered by the Fund: Class A, Class C, Class I, Class R and Class Y. The Fund offers these five classes of shares so that you can choose the class that best suits your investment needs. Refer to the information below so that you can choose the class that best suits your investment needs. The main differences between each class are sales charges, ongoing fees, minimum investment and the distribution channel through which shares are available. In choosing which class of shares to purchase, you should consider which will be most beneficial to you, given the amount of your purchase and the length of time you expect to hold the shares. Each class of shares in the Fund represents interest in the same portfolio of investments within the Fund. The Fund reserves the right to waive sales charges as described below or waive share class minimum investments at the Fund's or the Adviser's discretion. All share classes may not be available for purchase in all states.

**Class A Shares:** Class A shares are offered at their public offering price, which is NAV plus the applicable sales charge and are subject to 12b-1 distribution and shareholder servicing fees of up to 0.50% of the average daily net assets of Class A shares. However, the Fund's Board of Trustees has determined to limit 12b-1 fees to 0.40%. The Fund may pay up to 0.25% of the average daily net assets of Class A shares in 12b-1 fees for compensation for shareholder servicing and the balance of 12b-1 fees for distribution related activities. The minimum initial investment in the Class A shares is \$10,000 and the minimum subsequent investment is \$1,000. The sales charge varies, depending on how much you invest. There are no sales charges on reinvested distributions. The following sales charges apply to your purchases of Class A shares of each Fund:

<b>Amount Invested</b>	<b>Sales Charge as a % of Offering Price<sup>(1)</sup></b>	<b>Sales Charge as a % of Amount Invested</b>	<b>Dealer Reallowance</b>
Under \$50,000	5.75%	6.10%	5.50%
\$50,000 to \$99,999	4.75%	4.99%	4.50%
\$100,000 to \$249,999	3.75%	3.90%	3.50%
\$250,000 to \$499,999	3.00%	3.09%	2.75%
\$500,000 to \$999,999	2.00%	2.04%	1.75%
\$1,000,000 and above	None	None	See Below

(1) Offering price includes the front-end sales load. The sales charge you pay may differ slightly from the amount set forth above because of rounding that occurs in the calculations used to determine your sales charge.

The Adviser shall reimburse the Fund in connection with commissions retained by authorized broker-dealers on purchases of Class A shares over \$1 million calculated as follows: 1.00% on purchases between \$1 million and \$3 million, 0.50% on amounts over \$3 million but less than \$5 million, and 0.25% on amounts over \$5 million. The commission rate is determined based on the purchase amount combined with the current market value of existing investments in Class A shares.

As shown, investors that purchase \$1,000,000 or more Class A shares will not pay any initial sales charge on the purchase. However, purchases of \$1,000,000 or more of Class A shares may be subject to a Contingent Deferred Sales Charge ("CDSC") on shares redeemed within the first 18 months after their purchase in the amount of the commissions paid on those shares redeemed. Shares held longest will be treated as being redeemed first and shares held shortest as being redeemed last. Shares held for 18 months or more are not subject to the CDSC.



You may be able to buy Class A shares without a sales charge when you are:

- Current and retired Trustees and officers of the Fund, their families (e.g., spouse, children, mother or father) and any purchases referred through the Adviser.
- Employees of the Adviser and their families, or any full-time employee or registered representative of the distributor or of broker-dealers having dealer agreements with the Adviser (a "Selling Broker") and their immediate families (or any trust, pension, profit sharing or other benefit plan for the benefit of such persons).
- Any full-time employee of a bank, savings and loan, credit union or other financial institution that utilizes a Selling Broker to clear purchases of the Fund's shares and their immediate families.
- Participants in certain "wrap-fee" or asset allocation programs or other fee based arrangements sponsored by broker-dealers and other financial institutions that have entered into agreements with the Adviser.
- Clients of registered investment advisors that have entered into arrangements with the Adviser providing for the shares to be used in particular investment products made available to such clients and for which such registered investment advisors may charge a separate fee, including third party administrators.
- Institutional investors (which may include bank trust departments and registered investment advisors).
- Any accounts established on behalf of registered investment advisors or their clients by broker-dealers that charge a transaction fee and that have entered into agreements with the Adviser.
- Separate accounts used to fund certain unregistered variable annuity contracts or Section 403(b) or 401(a) or (k) accounts.
- Employer-sponsored retirement or benefit plans with total plan assets in excess of \$5 million where the plan's investments in the Fund are part of an omnibus account. A minimum initial investment of \$1 million in the Fund is required. The Adviser, in its sole discretion, may waive these minimum dollar requirements.

The Fund does not waive sales charges for the reinvestment of proceeds from the sale of shares of a different fund where those shares were subject to a front-end sales charge (sometimes called an "NAV transfer"). Whether a sales charge waiver is available for your retirement plan or charitable account depends upon the policies and procedures of your intermediary. Please consult your financial adviser for further information.

*Right of Accumulation:* For the purposes of determining the applicable reduced sales charge on the Class A shares, the right of accumulation allows you to include prior purchases of Fund shares as part of your current investment as well as reinvested dividends. To qualify for this option, you must be either:

- an individual;
- an individual and spouse purchasing shares for your own account or trust or custodial accounts for your minor children; or
- a fiduciary purchasing for any one trust, estate or fiduciary account, including employee benefit plans created under Sections 401, 403 or 457 of the Internal Revenue Code, including related plans of the same employer.

If you plan to rely on this right of accumulation, you must notify the Fund's distributor, Northern Lights Distributors, LLC, at the time of your purchase. You will need to give the distributor your account numbers. Existing holdings of family members or other related accounts of a shareholder may be combined for purposes of determining eligibility. If applicable, you will need to provide the account numbers of your spouse and your minor children as well as the ages of your minor children.

*Letter of Intent:* The letter of intent allows you to count all investments within a 13-month period in Class A shares of the Fund as if you were making them all at once for the purposes of calculating the applicable reduced sales charges. The minimum initial investment under a letter of intent is 5% of the total letter of intent amount. The letter of intent does not preclude the Fund from discontinuing sales of its Class A shares. You may include a purchase not originally made pursuant to a letter of intent under a letter of intent entered into within 90 days of the original purchase. To determine the applicable sales charge reduction, you may also include the cost of shares of the Fund that were previously purchased at a price including a front-end sales charge during the 90-day period prior to the distributor receiving the letter of intent. You may combine purchases by family members (limited to spouse and children, under the age of 21, living in the same household). You should retain any records necessary to substantiate historical costs because the Fund, the transfer agent and any financial intermediaries may not maintain this information. Shares acquired through reinvestment of dividends are not aggregated to achieve the stated investment goal.

**Class C Shares:** Class C shares of the Fund are offered at their NAV without an initial sales charge. This means that 100% of your initial investment is placed into shares of the Fund. Class C shares pay up to 1.00% on an annualized basis of the average daily net assets as 12b-1 fees. Class C shares may pay up to 0.25% of the average daily net assets of Class C shares in 12b-1 fees for compensation for shareholder servicing and the balance of 12b-1 fees for distribution related activities. Over time, fees paid under this distribution and service plan will increase the cost of a Class C shareholder's investment and may cost more than other types of sales charges. The minimum initial investment in the Class C shares is \$10,000 and the minimum subsequent investment is \$1,000.

**Class I Shares:** Class I shares of the Fund are offered at their NAV without an initial sales charge. This means that 100% of your initial investment is placed into shares of the Fund. Class I shares pay up to 0.50% on an annualized basis of the average daily net assets as 12b-1 fees. However, the Fund's Board of Trustees has determined to limit 12b-1 fees to 0.40%. Class I shares may pay up to 0.25% of the average daily net assets of Class I shares in 12b-1 fees for compensation for shareholder servicing and the balance of 12b-1 fees for distribution related activities. Class I shares require a minimum initial investment of \$10,000.

**Class R Shares:** Class R shares of the Fund are sold at NAV without an initial sales charge. This means that 100% of your initial investment is placed into shares of the Fund and are subject to 12b-1 shareholder servicing and distribution fees of up to 0.15% of the average daily net assets of Class R shares, but have a higher minimum initial investment than Class A, Class C and Class I shares. However as of December 31, 2013, the Fund's Board of Trustees has determined that there will be no 12b-1 fees. Class R shares require a minimum initial investment of \$100,000. Registered investment advisers and broker/dealer firms that have omnibus accounts with the Fund may achieve the required initial minimum by aggregating an initial purchase on behalf of multiple clients and may thereafter make purchases in lesser amounts.

**Class Y Shares:** Class Y shares of the Fund are closed to new and subsequent purchases.

**Factors to Consider When Choosing a Share Class:** When deciding which class of shares of the Fund to purchase, you should consider your investment goals, present and future amounts you may invest in the Fund, and the length of time you intend to hold your shares. To help you make a determination as to which class of shares to buy, please refer back to the examples of the Fund's expenses over time in the **Fees and Expenses** section for the Fund in this Prospectus. You also may wish to consult with your financial adviser for advice with regard to which share class would be most appropriate for you. Not all share classes are distributed through the same channels and may not be available to all prospective shareholders.

**Purchasing Shares:** You may purchase shares of the Fund by sending a completed application form to the following address:

**via Regular Mail:**  
**Sierra Strategic Income Fund**  
c/o Gemini Fund Services, LLC  
P.O. Box 541150  
Omaha, Nebraska 68154

**or Overnight Mail:**  
**Sierra Strategic Income Fund**  
c/o Gemini Fund Services, LLC  
17605 Wright Street, Suite 2  
Omaha, Nebraska 68130

The USA PATRIOT Act requires financial institutions, including the Fund, to adopt certain policies and programs to prevent money-laundering activities, including procedures to verify the identity of customers opening new accounts. As requested on the Application, you should supply your full name, date of birth, social security number and permanent street address. Mailing addresses containing a P.O. Box will not be accepted. This information will assist the Fund in verifying your identity. Until such verification is made, the Fund may temporarily limit additional share purchases. In addition, the Fund may limit additional share purchases or close an account if it is unable to verify a shareholder's identity. As required by law, the Fund may employ various procedures, such as comparing the information to fraud databases or requesting additional information or documentation from you, to ensure that the information supplied by you is correct.

The Fund, however, reserves the right, in its sole discretion, to reject any application to purchase shares. Applications will not be accepted unless they are accompanied by a check drawn on a U.S. bank, thrift institutions, or credit union in U.S. funds for the full amount of the shares to be purchased. After you open an account, you may purchase additional shares by sending a check together with written instructions stating the name(s) on the account and the account number, to the above address. Make all checks payable to "Sierra Strategic Income Fund". The Fund will not accept payment in cash, including cashier's checks or money orders. Also, to prevent check fraud, the Fund will not accept third party checks, U.S. Treasury checks, credit card checks or starter checks for the purchase of shares.

**Note:** Gemini Fund Services, LLC, the Fund's transfer agent, will charge a \$25 fee against a shareholder's account, in addition to any loss sustained by the Fund, for any check returned to the transfer agent for insufficient funds.

*Purchase through Brokers:* You may invest in the Fund through brokers or agents who have entered into selling agreements with the Fund's distributor. The brokers and agents are authorized to receive purchase and redemption orders on behalf of the Fund. The Fund will be deemed to have received a purchase or redemption order when an authorized broker or its designee receives the order. The broker or agent may set their own initial and subsequent investment minimums. You may be charged a fee if you use a broker or agent to buy or redeem shares of the Fund. Finally, various servicing agents use procedures and impose restrictions that may be in addition to, or different from those applicable to investors purchasing shares directly from the Fund. You should carefully read the program materials provided to you by your servicing agent.

*Purchase by Wire:* If you wish to wire money to make an investment in the Fund, please call the Fund at 1-800-738-4363 for wiring instructions and to notify the Fund that a wire transfer is coming. Any commercial bank can transfer same-day funds via wire. The Fund will normally accept wired funds for investment on the day received if they are received by the Fund's designated bank before the close of regular trading on the NYSE. Your bank may charge you a fee for wiring same-day funds.

*Transactions through [www.SierraMutualFunds.com](http://www.SierraMutualFunds.com):* You may purchase the Fund's shares and redeem the Fund's shares through the Fund's website [www.SierraMutualFunds.com](http://www.SierraMutualFunds.com). To establish Internet transaction privileges you must enroll through the website. You automatically have the ability to establish Internet transaction privileges unless you decline the privileges on your New Account Application or IRA Application. You will be required to enter into a user's agreement through the website in order to enroll in these privileges. In order to conduct Internet transactions, you must have telephone transaction privileges. To purchase shares through the website you must also have ACH instructions on your account.

Redemption proceeds may be sent to you by check to the address of record, or if your account has existing bank information, by wire or ACH. Only bank accounts held at domestic financial institutions that are ACH members can be used for transactions through the Fund's website. Transactions through the website are subject to the same minimums as other transaction methods.

You should be aware that the Internet is an unsecured, unstable, unregulated and unpredictable environment. Your ability to use the website for transactions is dependent upon the Internet and equipment, software, systems, data and services provided by various vendors and third parties. While the Fund and its service providers have established certain security procedures, the Fund, its distributor and its transfer agent cannot assure you that trading information will be completely secure.

There may also be delays, malfunctions, or other inconveniences generally associated with this medium. There also may be times when the web site is unavailable for Fund transactions or other purposes. Should this happen, you should consider purchasing or redeeming shares by another method. Neither the Fund nor its transfer agent, distributor nor Adviser will be liable for any such delays or malfunctions or unauthorized interception or access to communications or account information.

*Automatic Investment Plan:* You may participate in the Fund's Automatic Investment Plan, an investment plan that automatically moves money from your bank account and invests it in the Fund through the use of electronic funds transfers or automatic bank drafts. You may elect to make subsequent investments by transfers of a minimum of \$100 on specified days of each month into your established Fund account. Please contact the Fund at 1-866-738-4363 for more information about the Fund's Automatic Investment Plan.

**Minimum and Additional Investment Amounts:** You can open an account with a minimum initial investment of \$10,000 in Class A, Class C or Class I shares of the Fund and make additional investments to the account at any time with as little as \$1,000. Class R shares require a minimum initial investment of \$100,000 and Class Y shares are currently closed to additional investments. There is no minimum investment requirement when you are buying shares by reinvesting dividends and distributions from the Fund. The Fund reserves the right to waive any investment minimum.

**When Order is Processed:** All shares will be purchased at the NAV per share (plus applicable sales charges, if any) next determined after the Fund receives your application or request in good order. All requests received in good order by the Fund before 4:00 p.m. (Eastern Time) will be processed on that same day. Requests received after 4:00 p.m. will be processed on the next business day.

**Good Order:** When making a purchase request, make sure your request is in good order. "Good order" means your purchase request includes:

- the name of the Fund and share class,
- the dollar amount of shares to be purchased,
- a completed purchase application or investment stub, and
- check payable to the "Sierra Strategic Income Fund."

**Retirement Plans:** You may purchase shares of the Fund for your individual retirement plans. Please call the Fund at 1-866-738-4363 for the most current listing and appropriate disclosure documentation on how to open a retirement account.

## **HOW TO REDEEM SHARES**

**Redeeming Shares:** You may redeem all or any portion of the shares credited to your account by submitting a written request for redemption to:

***via Regular Mail:***  
**Sierra Strategic Income Fund**  
c/o Gemini Fund Services, LLC  
P.O. Box 541150  
Omaha, Nebraska 68154

***or Overnight Mail:***  
**Sierra Strategic Income Fund**  
c/o Gemini Fund Services, LLC  
17605 Wright Street, Suite 2  
Omaha, Nebraska 68130

***Redemptions by Telephone:*** The telephone redemption privilege is automatically available to all new accounts except retirement accounts. If you do not want the telephone redemption privilege, you must indicate this in the appropriate area on your account application or you must write to the Fund and instruct it to remove this privilege from your account.

The proceeds, which are equal to number of shares times NAV less any applicable deferred sales charges or redemption fees, will be sent by mail to the address designated on your account or sent electronically, via ACH or wire, directly to your existing account in a bank or brokerage firm in the United States as designated on your application. To redeem by telephone, call 1-866-738-4363. The redemption proceeds normally will be sent by mail or electronically within three business days after receipt of your telephone instructions. IRA accounts are not redeemable by telephone.

The Fund reserves the right to suspend the telephone redemption privileges with respect to your account if the name(s) or the address on the account has been changed within the previous 30 days. Neither the Fund, the transfer agent, nor their respective affiliates will be liable for complying with telephone instructions they reasonably believe to be genuine or for any loss, damage, cost or expenses in acting on such telephone instructions and you will be required to bear the risk of any such loss. The Fund or the transfer agent, or both, will employ reasonable procedures to determine that telephone instructions are genuine. If the Fund and/or the transfer agent do not employ these procedures, they may be liable to you for losses due to unauthorized or fraudulent instructions. These procedures may include, among others, requiring forms of personal identification prior to acting upon telephone instructions, providing written confirmation of the transactions and/or tape recording telephone instructions.

***Redemptions through Broker:*** If shares of the Fund are held by a broker-dealer, financial institution or other servicing agent, you must contact that servicing agent to redeem shares of the Fund. The servicing agent may charge a fee for this service.

***Redemptions by Wire:*** You may request that your redemption proceeds be wired directly to your bank account. The Fund's transfer agent imposes a \$15 fee for each wire redemption and deducts the fee directly from your account. Your bank may also impose a fee for the incoming wire.

***Redemptions through [www.SierraMutualFunds.com](http://www.SierraMutualFunds.com):*** You may redeem your shares through the Fund's website [www.SierraMutualFunds.com](http://www.SierraMutualFunds.com). Shares from a tax sheltered retirement account cannot be redeemed through the Fund's website. For complete information regarding Internet transactions, please see the section above entitled "Transactions Through [www.SierraMutualFunds.com](http://www.SierraMutualFunds.com)." A redemption request through the website will not be honored if a medallion signature guarantee is required as described below.

***Automatic Withdrawal Plan:*** If your individual account, IRA or other qualified plan account has a current account value of at least \$10,000, you may participate in the Fund's Automatic Withdrawal Plan, an investment plan that automatically moves money to your bank account from the Fund through the use of electronic funds transfers. You may elect to make subsequent withdrawals by transfers of a minimum of \$100 on specified days of each month into your established bank account. Please contact the Fund at 1-866-738-4363 for more information about the Fund's Automatic Withdrawal Plan.

***Additional Information:*** The Fund typically expects that it will take up to 3 business days following the receipt of your redemption request to pay out redemption proceeds by check or electronic transfer. The Fund typically expects to pay redemptions from cash, cash equivalents, proceeds from the sale of Fund shares, any lines of credit, and then from the sale of portfolio securities. These redemption payment methods will be used in regular and stressed market conditions.

**Redemptions in Kind:** The Fund reserves the right to honor requests for redemption or repurchase orders by making payment in whole or in part in readily marketable securities ("redemption in kind") if the amount is greater than \$250,000 or 1% of the Fund's assets. The securities will be chosen by the Fund and valued at the Fund's net asset value. In the event of a redemption in kind, a redeeming shareholder will be exposed to market risk until these securities are converted to cash and may incur transaction expenses in converting these securities to cash.

**When Redemptions are Sent:** Once the Fund receives your redemption request in “good order” as described below, it will issue a check based on the next determined NAV following your redemption request. The redemption proceeds normally will be sent by mail or by wire within three business days after receipt of a request in “good order.” If you purchase shares using a check and soon after request a redemption, your redemption proceeds will not be sent until the check used for your purchase has cleared your bank.

**Good Order:** Your redemption request will be processed if it is in “good order.” To be in good order, the following conditions must be satisfied:

- The request should be in writing, unless redeeming by telephone, indicating the number of shares or dollar amount to be redeemed.
- The request must identify your account number.
- The request should be signed by you and any other person listed on the account, exactly as the shares are registered.
- If you request that the redemption proceeds be sent to a person, bank or an address other than that of record or paid to someone other than the record owner(s), or if the address was changed within the last 30 days, or if the proceeds of a requested redemption exceed \$100,000, the signature(s) on the request must be medallion signature guaranteed by an eligible signature guarantor.

**Exchanging Shares:** Shares of the Fund may be exchanged without payment of any exchange fee for shares of the Sierra Core Retirement Fund of the same class at their respective net asset values. Shares of the Sierra Core Retirement Fund are offered through a separate Prospectus, which may be obtained by calling 1-866-738-4363.

An exchange of shares is treated for federal income tax purposes as a redemption (sale) of shares given in exchange by the shareholder, and an exchanging shareholder may, therefore, realize a taxable gain or loss in connection with the exchange.

With regard to redemptions and exchanges made by telephone, the Fund’s Transfer Agent will request personal or other identifying information to confirm that the instructions received from shareholders or their account representatives are genuine. Calls may be recorded. For your protection, we may delay a transaction or not implement one if we are not reasonably satisfied that the instructions are genuine. If this occurs, we will not be liable for any loss. The Fund’s distributor and the transfer agent also will not be liable for any losses if they follow instruction by phone that they reasonably believe are genuine or if an investor is unable to execute a transaction by phone.

*Limitations on Exchanges.* The Fund believes that use of the exchange privilege by investors utilizing market-timing strategies adversely affects the Fund and its Shareholders. Therefore, the Fund generally will not honor requests for exchanges by shareholders who identify themselves or are identified as “market timers.” Market timers are investors who repeatedly make exchanges within a short period of time. The Fund reserves the right to suspend, limit or terminate the exchange privilege of an investor who uses the exchange privilege more than six times during any twelve month period, or in the Fund’s opinion, engages in excessive trading that would be disadvantageous to the Funds or their shareholders. In those emergency circumstances wherein the SEC authorizes funds to do so, the Fund reserves the right to change or temporarily suspend the exchange privilege.

*Exchanges Between Share Classes.* Class A and Class I shares of the Fund may be exchanged for Class R shares of the Fund, provided a shareholder has accumulated a sufficient amount of Class A and/or Class I shares to meet the investment minimum for Class R shares, respectively. An exchange between share classes within the Fund is not treated as a redemption or sale for federal income tax purposes and therefore, is not a taxable event.

**When You Need Medallion Signature Guarantees:** If you wish to change the bank or brokerage account that you have designated on your account, you may do so at any time by writing to the Fund with your signature guaranteed. A medallion signature guarantee assures that a signature is genuine and protects you from unauthorized account transfers. You will need your signature guaranteed if:

- you request a redemption to be made payable to a person not on record with the Fund,
- you request that a redemption be mailed to an address other than that on record with the Fund,
- the proceeds of a requested redemption exceed \$100,000,
- any redemption is transmitted by federal wire transfer to a bank other than the bank of record, or
- your address was changed within 30 days of your redemption request.

Signatures may be guaranteed by any eligible guarantor institution (including banks, brokers and dealers, credit unions, national securities exchanges, registered securities associations, clearing agencies and savings associations). Further documentation will be required to change the designated account if shares are held by a corporation, fiduciary or other organization. *A notary public cannot guarantee signatures.*

**Retirement Plans:** If you own an IRA or other retirement plan, you must indicate on your redemption request whether the Fund should withhold federal income tax. Unless you elect in your redemption request that you do not want to have federal tax withheld, the redemption will be subject to withholding.

**Low Balances:** If at any time your account balance in the Fund falls below \$5,000, the Fund may notify you that, unless the account is brought up to at least \$10,000 within 60 days of the notice; your account could be closed. After the notice period, the Fund may redeem all of your shares and close your account by sending you a check to the address of record. Your account will not be closed if the account balance drops below \$5,000 due to a decline in NAV. The Fund will not charge any redemption fee on involuntary redemptions.

## **TAX STATUS, DIVIDENDS AND DISTRIBUTIONS**

Any sale or exchange of the Fund's shares may generate tax liability, unless you are a tax-exempt investor or your investment is in a qualified retirement account such as an IRA or a 401(k). Transactions and gains within such accounts are not taxed, but when proceeds are paid out to the participant those amounts are taxable. When you redeem your shares in a taxable account, you may realize a taxable gain or loss. This is measured by the difference between the proceeds of the sale and the tax basis for the shares you sold. (To aid in computing your tax basis, you generally should retain your account statements for the period that you hold shares in the Fund.)

The Fund intends to distribute substantially all of its net investment income monthly and net capital gains annually in December. All such distributions will be reinvested in shares of the Fund unless you elect to receive cash. Dividends from net investment income (including any excess of net short-term capital gain over net long-term capital loss) are taxable to investors as ordinary income, while distributions of net capital gain (the excess of net long-term capital gain over net short-term capital loss) are generally taxable as long-term capital gain, regardless of your holding period for the shares, unless you are a tax-exempt investor or your investment is in a qualified retirement account such as an IRA or a 401(k). Any dividends or capital gain distributions you receive from the Fund will normally be taxable to you when made, regardless of whether you reinvest dividends or capital gain distributions or receive them in cash. Certain dividends or distributions declared in October, November or December will be taxed to shareholders as if received in December if they are paid during the following January. Each year the Fund will inform you of the amount and type of your distributions.

The Fund very seldom holds portfolio positions for 12 months or longer, and thus typically realizes net short-term capital gains by selling shares of Underlying Funds that have appreciated in value. Therefore, for taxable accounts, investing in the Fund rather than directly in the Underlying Funds (and for long-term holding periods) will result in increased tax liability to you since the Fund must distribute its realized gains annually in accordance with certain rules under the Internal Revenue Code.

On the account application, you will be asked to certify that your social security number or taxpayer identification number is correct and that you are not subject to backup withholding for failing to report income to the IRS. If you are subject to backup withholding or you did not certify your taxpayer identification number, the IRS requires the Fund to withhold a percentage of any dividend, redemption or exchange proceeds. The Fund reserves the right to reject any application that does not include a certified social security or taxpayer identification number. If you do not have a social security number, you should indicate on the purchase form that your application to obtain a number is pending. The Fund is required to withhold taxes if a number is not delivered to the Fund within seven days.

This summary is not intended to be and should not be construed to be legal or tax advice. You should consult your own tax advisors to determine the tax consequences of owning the Fund's shares.

## **FREQUENT PURCHASES AND REDEMPTION OF FUND SHARES**

The Fund discourages and does not accommodate market timing. Frequent trading into and out of the Fund can harm all Fund shareholders by disrupting the Fund's investment strategies, increasing trading costs and other Fund expenses, decreasing tax efficiency and diluting the value of shares held by long-term shareholders. The Fund is designed for long-term investors and is not intended for market timing or other disruptive trading activities. Accordingly, the Fund's Board has approved policies that seek to curb these disruptive activities while recognizing that shareholders may have a legitimate need to adjust their Fund investments as their financial needs or circumstances change.

The Fund currently uses several methods to reduce the risk of market timing. These methods include committing staff to review, on a continuing basis, recent trading activity in order to identify trading activity that may be contrary to the Fund's "Market Timing Trading Policy". Though these methods involve judgments that are inherently subjective and involve some selectivity in their application, the Fund seeks to make judgments and applications that are consistent with the interests of the Fund's shareholders.

Based on the frequency of redemptions in your account, the Adviser or transfer agent may in its sole discretion determine that your trading activity is detrimental to the Fund as described in the Fund's Market Timing Trading Policy and elect to reject or limit the amount, number, frequency or method for requesting future purchases or exchanges into the Fund.

The Fund reserves the right to reject or restrict purchase or exchange requests for any reason, particularly when a shareholder's trading activity suggests that the shareholder may be engaged in market timing or other disruptive trading activities. Neither the Fund nor the Adviser will be liable for any losses resulting from rejected purchase or exchange orders. The Adviser may also bar an investor who has violated these policies (and the investor's financial adviser) from opening new accounts with the Fund.

Although the Fund attempts to limit disruptive trading activities, some investors use a variety of strategies to hide their identities and their trading practices. There can be no guarantee that the Fund will be able to identify or limit these activities. Omnibus account arrangements are common forms of holding shares of funds. While the Fund will encourage financial intermediaries to apply the Fund's Market Timing Trading Policy to their customers who invest indirectly in the Fund, the Fund is limited in its ability to monitor the trading activity or enforce the Fund's Market Timing Trading Policy with respect to customers of financial intermediaries. For example, should it occur, the Fund may not be able to detect market timing that may be facilitated by financial intermediaries or made difficult to identify in the omnibus accounts used by those intermediaries for aggregated purchases, exchanges and redemptions on behalf of all their customers. More specifically, unless the financial intermediaries have the ability to apply the Fund's Market Timing Trading Policy to their customers through such methods as implementing short-term trading limitations or restrictions, assessing the Fund's redemption fee and monitoring trading activity for what might be market timing, the Fund may not be able to determine whether trading by customers of financial intermediaries is contrary to the Fund's Market Timing Trading Policy. However, the Fund will ensure that financial intermediaries maintaining omnibus accounts on behalf of the Fund enter into an agreement with the Fund to provide shareholder transaction information, to the extent known to the financial intermediary, to the Fund upon request.

## **DISTRIBUTION OF SHARES**

**Distributor:** Northern Lights Distributors, LLC, 17605 Wright Street, Omaha, NE 68130, is the distributor for the shares of the Fund. Northern Lights Distributors, LLC is a registered broker-dealer and member of the Financial Industry Regulatory Authority, Inc. ("FINRA"). Shares of the Fund are offered on a continuous basis.

**Distribution Fees:** The Trust, with respect to the Fund, has adopted the Trust's Master Distribution and Shareholder Servicing Plans with respect to each of Class A, Class I, Class C and Class R shares ("12b-1 Plans" or "Plans"), pursuant to Rule 12b-1 of the 1940 Act which allows the Fund to pay the Fund's distributor an annual fee for distribution and shareholder servicing expenses of up to 0.40% of the Fund's average daily net assets attributable to Class A shares, 0.50% of Class I shares, 1.00% of the Fund's average daily net assets attributable to Class C shares and 0.15% of the Fund's average daily net assets attributable to Class R shares. However though, December 31, 2013, the Fund's Board of Trustees has determined that there will be no 12b-1 fees with regard to Class R shares. With respect to the Fund's Class A shares, a portion of the fee payable to financial intermediaries pursuant to the Plan, up to 0.25% of the average daily net assets, is currently characterized as a service fee as such term is defined under Rule 2830 of the FINRA Conduct Rules and it may be paid directly to entities for providing support services. A service fee is a payment made for personal service and/or the maintenance of shareholder accounts. The fee is treated by the Fund as an expense in the year it is accrued. Because the fee is paid out of the Fund's assets on an ongoing basis, over time the fee may increase the costs of your investment and may cost you more than paying other types of service charges. Any service fee paid by the Fund's Class A shares on an ongoing basis to financial intermediaries for shareholder support services shall be limited to no more than 0.25% of the average daily net assets, as described above.

The Fund's distributor, the Adviser, financial intermediaries and other entities are paid pursuant to the Plans for distribution and shareholder servicing provided and the expenses borne by the distributor and others in the distribution of Fund shares, including the payment of commissions for sales of the shares and incentive compensation to and expenses of dealers and others who engage in or support distribution of shares or who service shareholder accounts, including overhead and telephone expenses; printing and distribution of Prospectuses and reports used in connection with the offering of the Fund's shares to other than current shareholders; and preparation, printing and distribution of sales literature and advertising materials. In addition, the distributor or other entities may utilize fees paid pursuant to the Plan to compensate dealers or other entities for their opportunity costs in advancing such amounts, which compensation would be in the form of a carrying charge on any un-reimbursed expenses.

You should be aware that if you hold your shares for a substantial period of time, you may indirectly pay more than the economic equivalent of the maximum front-end sales charge allowed by FINRA due to the recurring nature of distribution (12b-1) fees.

**Additional Compensation to Financial Intermediaries:** The Fund's distributor, its affiliates, and the Adviser may each, at its own expense and out of its own legitimate profits, provide additional cash payments to financial intermediaries who sell shares of the Fund. Financial intermediaries include brokers, financial planners, banks, insurance companies, retirement or 401(k) plan administrators and others. These payments may be in addition to the Rule 12b-1 fees and any sales charges that are disclosed elsewhere in this Prospectus. These payments are generally made to financial intermediaries that provide shareholder or administrative services, or marketing support. Marketing support may include access to sales meetings, sales representatives and financial intermediary management representatives, inclusion of the Fund on a sales list, including a preferred or select sales list, or other sales programs. These payments also may be made as an expense reimbursement in cases where the financial intermediary provides shareholder services to Fund shareholders. The distributor may, from time to time, provide promotional incentives, including reallowance and/or payment of up to the entire sales charge, to certain investment firms. Such incentives may, at the distributor's discretion, be limited to investment firms who allow their individual selling representatives to participate in such additional commissions.

**Householding:** To reduce expenses, we mail only one copy of the Prospectus and each annual and semi-annual report to those addresses share by two or more accounts. If you wish to receive individual copies of these documents, please call the Fund at 1-866-738-4363 between the hours of 8:30 a.m. and 6:00 p.m. Eastern Time on days the Fund is open for business or contact your financial institution. We will begin sending you individual copies thirty days after receiving your request.



## **FINANCIAL HIGHLIGHTS**

The financial highlights table is intended to help you understand the Fund's financial performance for the period of the Fund's operations. Certain information reflects financial results for a single Fund share. The total returns in the table represent the rate that an investor would have earned (or lost) on an investment in the Fund (assuming reinvestment if all dividends and distributions). This information for the Fund has been derived from the financial statements audited by BBD, LLP, whose report, along with the Fund's financial statements, are included in the Fund's September 30, 2017 annual report, which is available upon request.

### Per Share Data and Ratios for a Share of Beneficial Interest Outstanding Throughout Each Year

<b>Class A Shares</b>	<b>Year Ended September 30, 2017</b>	<b>Year Ended September 30, 2016</b>	<b>Year Ended September 30, 2015</b>	<b>Year Ended September 30, 2014</b>	<b>Year Ended September 30, 2013</b>
Net asset value, beginning of year	\$ 21.33	\$ 20.45	\$ 21.22	\$ 20.69	\$ 21.04
Activity from investment operations:					
Net investment income <sup>(1)</sup>	0.61	0.55	0.71	0.77	0.55
Net realized and unrealized gain (loss) on investments	0.09	0.90	(0.86)	0.66	(0.33)
Total from investment operations	0.70	1.45	(0.15)	1.43	0.22
Less distributions from:					
Net investment income	(0.59)	(0.57)	(0.61)	(0.79)	(0.57)
Net realized gains	—	—	(0.01)	(0.11)	—
Total distributions	(0.59)	(0.57)	(0.62)	(0.90)	(0.57)
Net asset value, end of year	\$ 21.44	\$ 21.33	\$ 20.45	\$ 21.22	\$ 20.69
Total return <sup>(2)</sup>	3.34%	7.21%	(0.76)%	7.11%	1.04%
Net assets, at end of year (000s)	\$ 72,996	\$ 55,681	\$ 35,302	\$ 36,524	\$ 29,520
Ratio of gross expenses to average net assets <sup>(3)(4)</sup>	1.34% <sup>(7)</sup>	1.45%	1.37%	1.36%	1.37%
Ratio of net expenses to average net assets <sup>(4)</sup>	1.35% <sup>(6)</sup>	1.30%	1.30%	1.30%	1.30%
Ratio of net investment income to average net assets <sup>(4)(5)</sup>	2.87%	2.65%	3.36%	3.66%	2.59%
Portfolio Turnover Rate	119%	115%	149%	73%	215%

- (1) Per share amounts calculated using the average shares method, which more appropriately presents the per share data for the period.
- (2) Total returns shown exclude the effect of applicable sales charges and assume changes in share price and reinvestment of dividends and capital gain distributions.
- (3) Represents the ratio of expenses to average net assets absent fee waivers and/or expense reimbursements by the Adviser.
- (4) Does not include the expenses of other investment companies in which the Fund invests.
- (5) Recognition of net investment income by the Fund is affected by the timing of declaration of dividends by the underlying investment companies in which the Fund invests.
- (6) Represents the ratio of expenses to average net assets after adviser recapture of waived/reimbursements fees from the prior period.
- (7) Represents the ratio of expenses to average net assets before adviser recapture of waived/reimbursements fees from the prior period.

Per Share Data and Ratios for a Share of Beneficial Interest Outstanding Throughout Each Year

<b>Class C Shares</b>	<b>Year Ended September 30, 2017</b>	<b>Year Ended September 30, 2016</b>	<b>Year Ended September 30, 2015</b>	<b>Year Ended September 30, 2014</b>	<b>Year Ended September 30, 2013</b>
Net asset value, beginning of year	\$ 21.29	\$ 20.41	\$ 21.19	\$ 20.67	\$ 21.03
Activity from investment operations:					
Net investment income <sup>(1)</sup>	0.48	0.43	0.56	0.65	0.62
Net realized and unrealized gain (loss) on investments	0.09	0.90	(0.84)	0.65	(0.52)
Total from investment operations	0.57	1.33	(0.28)	1.30	0.10
Less distributions from:					
Net investment income	(0.47)	(0.45)	(0.49)	(0.67)	(0.46)
Net realized gains	—	—	(0.01)	(0.11)	—
Total distributions	(0.47)	(0.45)	(0.50)	(0.78)	(0.46)
Net asset value, end of year	\$ 21.39	\$ 21.29	\$ 20.41	\$ 21.19	\$ 20.67
Total return <sup>(2)</sup>	2.71%	6.61%	(1.37)%	6.43%	0.43%
Net assets, at end of year (000s)	\$ 115,067	\$ 74,969	\$ 38,718	\$ 21,346	\$ 16,597
Ratio of gross expenses to average net assets <sup>(3)(4)</sup>	1.94% <sup>(7)</sup>	2.05%	1.98%	1.96%	1.95%
Ratio of net expenses to average net assets <sup>(4)</sup>	1.95% <sup>(6)</sup>	1.90%	1.90%	1.90%	1.90%
Ratio of net investment income to average net assets <sup>(4)(5)</sup>	2.28%	2.06%	2.67%	3.08%	2.93%
Portfolio Turnover Rate	119%	115%	149%	73%	215%

(1) Per share amounts calculated using the average shares method, which more appropriately presents the per share data for the period.

(2) Total returns shown assume changes in share price and reinvestment of dividends and capital gain distributions.

(3) Represents the ratio of expenses to average net assets absent fee waivers and/or expense reimbursements by the Adviser.

(4) Does not include the expenses of other investment companies in which the Fund invests.

(5) Recognition of net investment income by the Fund is affected by the timing of declaration of dividends by the underlying investment companies in which the Fund invests.

(6) Represents the ratio of expenses to average net assets after adviser recapture of waived/reimbursements fees from the prior period.

(7) Represents the ratio of expenses to average net assets before adviser recapture of waived/reimbursements fees from the prior period.

Per Share Data and Ratios for a Share of Beneficial Interest Outstanding Throughout Each Year

<b>Class I Shares</b>	<b>Year Ended September 30, 2017</b>	<b>Year Ended September 30, 2016</b>	<b>Year Ended September 30, 2015</b>	<b>Year Ended September 30, 2014</b>	<b>Year Ended September 30, 2013</b>
Net asset value, beginning of year	\$ 21.36	\$ 20.48	\$ 21.24	\$ 20.72	\$ 21.07
Activity from investment operations:					
Net investment income <sup>(1)</sup>	0.61	0.57	0.71	0.73	0.52
Net realized and unrealized gain (loss) on investments	0.09	0.88	(0.86)	0.70	(0.29)
Total from investment operations	0.70	1.45	(0.15)	1.43	0.23
Less distributions from:					
Net investment income	(0.59)	(0.57)	(0.60)	(0.80)	(0.58)
Net realized gains	—	—	(0.01)	(0.11)	—
Total distributions	(0.59)	(0.57)	(0.61)	(0.91)	(0.58)
Net asset value, end of year	\$ 21.47	\$ 21.36	\$ 20.48	\$ 21.24	\$ 20.72
Total return <sup>(2)</sup>	3.33%	7.21%	(0.73)%	7.07%	1.04%
Net assets, at end of year (000s)	\$ 104,978	\$ 86,735	\$ 45,292	\$ 81,311	\$ 31,523
Ratio of gross expenses to average net assets <sup>(3)(4)</sup>	1.35% <sup>(7)</sup>	1.45%	1.35%	1.36%	1.37%
Ratio of net expenses to average net assets <sup>(4)</sup>	1.35% <sup>(6)</sup>	1.30%	1.30%	1.30%	1.30%
Ratio of net investment income to average net assets <sup>(4)(5)</sup>	2.88%	2.72%	3.34%	3.43%	2.45%
Portfolio Turnover Rate	119%	115%	149%	73%	215%

(1) Per share amounts calculated using the average shares method, which more appropriately presents the per share data for the period.

(2) Total returns shown assume changes in share price and reinvestment of dividends and capital gain distributions.

(3) Represents the ratio of expenses to average net assets absent fee waivers and/or expense reimbursements by the Adviser.

(4) Does not include the expenses of other investment companies in which the Fund invests.

(5) Recognition of net investment income by the Fund is affected by the timing of declaration of dividends by the underlying investment companies in which the Fund invests.

(6) Represents the ratio of expenses to average net assets after adviser recapture of waived/reimbursements fees from the prior period.

(7) Represents the ratio of expenses to average net assets before adviser recapture of waived/reimbursements fees from the prior period.

Per Share Data and Ratios for a Share of Beneficial Interest Outstanding Throughout Each Year

<b>Class R Shares</b>	<b>Year Ended September 30, 2017</b>	<b>Year Ended September 30, 2016</b>	<b>Year Ended September 30, 2015</b>	<b>Year Ended September 30, 2014</b>	<b>Year Ended September 30, 2013</b>
Net asset value, beginning of year	\$ 21.25	\$ 20.39	\$ 21.17	\$ 20.66	\$ 21.02
Activity from investment operations:					
Net investment income <sup>(1)</sup>	0.69	0.61	0.76	0.83	0.52
Net realized and unrealized gain (loss) on investments	0.08	0.90	(0.84)	0.67	(0.23)
Total from investment operations	0.77	1.51	(0.08)	1.50	0.29
Less distributions from:					
Net investment income	(0.67)	(0.65)	(0.69)	(0.88)	(0.65)
Net realized gains	—	—	(0.01)	(0.11)	—
Total distributions	(0.67)	(0.65)	(0.70)	(0.99)	(0.65)
Net asset value, end of year	\$ 21.35	\$ 21.25	\$ 20.39	\$ 21.17	\$ 20.66
Total return <sup>(2)</sup>	3.70%	7.55%	(0.42)%	7.44%	1.34%
Net assets, at end of year (000s)	\$ 552,839	\$ 301,946	\$ 217,467	\$ 157,023	\$ 116,203
Ratio of gross expenses to average net assets <sup>(3)(4)</sup>	0.94% <sup>(7)</sup>	1.05%	0.97%	0.96%	0.97%
Ratio of net expenses to average net assets <sup>(4)</sup>	0.97% <sup>(6)</sup>	1.00%	0.97%	0.96% <sup>(6)</sup>	0.97%
Ratio of net investment income to average net assets <sup>(4)(5)</sup>	3.26%	2.92%	3.61%	3.97%	2.46%
Portfolio Turnover Rate	119%	115%	149%	73%	215%

(1) Per share amounts calculated using the average shares method, which more appropriately presents the per share data for the period.

(2) Total returns shown assume changes in share price and reinvestment of dividends and capital gain distributions.

(3) Represents the ratio of expenses to average net assets absent fee waivers and/or expense reimbursements by the Adviser.

(4) Does not include the expenses of other investment companies in which the Fund invests.

(5) Recognition of net investment income by the Fund is affected by the timing of declaration of dividends by the underlying investment companies in which the Fund invests.

(6) Represents the ratio of expenses to average net assets after adviser recapture of waived fees from the prior period.

(7) Represents the ratio of expenses to average net assets before adviser recapture of waived/reimbursements fees from the prior period.

Per Share Data and Ratios for a Share of Beneficial Interest Outstanding Throughout Each Year

<b>Class Y Shares</b>	<b>Year Ended September 30, 2017</b>	<b>Year Ended September 30, 2016</b>	<b>Year Ended September 30, 2015</b>	<b>Year Ended September 30, 2014</b>	<b>Year Ended September 30, 2013</b>
Net asset value, beginning of year	\$ 21.20	\$ 20.36	\$ 21.14	\$ 20.62	\$ 20.98
Activity from investment operations:					
Net investment income <sup>(1)</sup>	0.67	0.52	0.79	0.86	0.96
Net realized and unrealized gain (loss) on investments	0.10	0.97	(0.87)	0.65	(0.67)
Total from investment operations	0.77	1.49	(0.08)	1.51	0.29
Less distributions from:					
Net investment income	(0.67)	(0.65)	(0.69)	(0.88)	(0.65)
Net realized gains	—	—	(0.01)	(0.11)	—
Total distributions	(0.67)	(0.65)	(0.70)	(0.99)	(0.65)
Net asset value, end of year	\$ 21.30	\$ 21.20	\$ 20.36	\$ 21.14	\$ 20.62
Total return <sup>(2)</sup>	3.71%	7.46%	(0.42)%	7.51%	1.35%
Net assets, at end of year (000s)	\$ 60	\$ 104	\$ 5,822	\$ 7,781	\$ 11,261
Ratio of gross expenses to average net assets <sup>(3)(4)</sup>	0.94%	0.97%	0.96%	0.95%	0.95%
Ratio of net expenses to average net assets <sup>(4)</sup>	0.95%	0.95%	0.95%	0.95%	0.95%
Ratio of net investment income to average net assets <sup>(4)(5)</sup>	3.17%	2.56%	3.75%	4.11%	4.56%
Portfolio Turnover Rate	119%	115%	149%	73%	215%

(1) Per share amounts calculated using the average shares method, which more appropriately presents the per share data for the period.

(2) Total returns shown assume changes in share price and reinvestment of dividends and capital gain distributions.

(3) Represents the ratio of expenses to average net assets absent fee waivers and/or expense reimbursements by the Adviser.

(4) Does not include the expenses of other investment companies in which the Fund invests.

(5) Recognition of net investment income by the Fund is affected by the timing of declaration of dividends by the underlying investment companies in which the Fund invests.

**PRIVACY NOTICE**

Rev. February 2014

**FACTS**

**WHAT DOES NORTHERN LIGHTS FUND TRUST DO WITH YOUR PERSONAL INFORMATION?**

**Why?**

Financial companies choose how they share your personal information. Federal law gives consumers the right to limit some, but not all sharing. Federal law also requires us to tell you how we collect, share, and protect your personal information. Please read this notice carefully to understand what we do.

**What?**

The types of personal information we collect and share depends on the product or service that you have with us. This information can include:

- Social Security number and wire transfer instructions
- account transactions and transaction history
- investment experience and purchase history

When you are *no longer* our customer, we continue to share your information as described in this notice.

**How?**

All financial companies need to share customers' personal information to run their everyday business. In the section below, we list the reasons financial companies can share their customers' personal information; the reasons Northern Lights Fund Trust chooses to share; and whether you can limit this sharing.

Reasons we can share your personal information:	Does Northern Lights Fund Trust share information?	Can you limit this sharing?
<b>For our everyday business purposes</b> - such as to process your transactions, maintain your account(s), respond to court orders and legal investigations, or report to credit bureaus.	<b>YES</b>	<b>NO</b>
<b>For our marketing purposes</b> - to offer our products and services to you.	<b>NO</b>	<b>We don't share</b>
<b>For joint marketing with other financial companies.</b>	<b>NO</b>	<b>We don't share</b>
<b>For our affiliates' everyday business purposes</b> - information about your transactions and records.	<b>NO</b>	<b>We don't share</b>
<b>For our affiliates' everyday business purposes</b> - information about your credit worthiness.	<b>NO</b>	<b>We don't share</b>
<b>For nonaffiliates to market to you</b>	<b>NO</b>	<b>We don't share</b>

**QUESTIONS?**

Call 1-402-493-4603

What we do:	
<b>How does Northern Lights Fund Trust protect my personal information?</b>	<p>To protect your personal information from unauthorized access and use, we use security measures that comply with federal law. These measures include computer safeguards and secured files and buildings.</p> <p>Our service providers are held accountable for adhering to strict policies and procedures to prevent any misuse of your nonpublic personal information.</p>
<b>How does Northern Lights Fund Trust collect my personal information?</b>	<p>We collect your personal information, for example, when you</p> <ul style="list-style-type: none"> <li>• open an account or deposit money</li> <li>• direct us to buy securities or direct us to sell your securities</li> <li>• seek advice about your investments</li> </ul> <p>We also collect your personal information from others, such as credit bureaus, affiliates, or other companies.</p>
<b>Why can't I limit all sharing?</b>	<p>Federal law gives you the right to limit only:</p> <ul style="list-style-type: none"> <li>• sharing for affiliates' everyday business purposes – information about your creditworthiness.</li> <li>• affiliates from using your information to market to you.</li> <li>• sharing for nonaffiliates to market to you.</li> </ul> <p>State laws and individual companies may give you additional rights to limit sharing.</p>

Definitions	
<b>Affiliates</b>	<p>Companies related by common ownership or control. They can be financial and nonfinancial companies.</p> <ul style="list-style-type: none"> <li>• <i>Northern Lights Fund Trust does not share with its affiliates.</i></li> </ul>
<b>Nonaffiliates</b>	<p>Companies not related by common ownership or control. They can be financial and nonfinancial companies.</p> <ul style="list-style-type: none"> <li>• <i>Northern Lights Fund Trust does not share with nonaffiliates so they can market to you.</i></li> </ul>
<b>Joint marketing</b>	<p>A formal agreement between nonaffiliated financial companies that together market financial products or services to you.</p> <ul style="list-style-type: none"> <li>• <i>Northern Lights Fund Trust doesn't jointly market.</i></li> </ul>





## SIERRA STRATEGIC INCOME FUND

Adviser	<b>Wright Fund Management, LLC</b> 3420 Ocean Park Boulevard Santa Monica, CA 90405	Distributor	<b>Northern Lights Distributors, LLC</b> 17605 Wright Street Omaha, NE 68130
Custodian	<b>First National Bank of Omaha</b> 1620 Dodge Street Omaha, NE 68197	Legal Counsel	<b>Thompson Hine LLP</b> 41 South High Street, Suite 1700 Columbus, OH 43215
Transfer Agent	<b>Gemini Fund Services, LLC</b> 17605 Wright Street, Suite 2 Omaha, NE 68130	Independent Registered Public Accounting Firm	<b>BBD, LLP</b> 1835 Market Street, 3 <sup>rd</sup> Floor Philadelphia, PA 19103

Additional information about the Fund is included in the Fund's Statement of Additional Information dated January 29, 2018 (the "SAI"). The SAI is incorporated into this Prospectus by reference (i.e., legally made a part of this Prospectus). The SAI provides more details about the Trust's policies and management. Additional information about the Fund's investments will also be available in the Fund's Annual and Semi-Annual Reports to Shareholders. In the Fund's Annual Report, you will find a discussion of the market conditions and investment strategies that significantly affected the Fund's performance during its last fiscal year.

To obtain a free copy of the SAI, the Annual and Semi-Annual Reports to Shareholders, or other information about the Fund, or to make shareholder inquiries about the Fund, please call 1-866-738-4363 or visit [www.SierraMutualFunds.com](http://www.SierraMutualFunds.com). You may also write to:

**Sierra Strategic Income Fund**

c/o Gemini Fund Services, LLC

17605 Wright Street, Suite 2

Omaha, Nebraska 68130

You may review and obtain copies of the Fund's information at the SEC Public Reference Room in Washington, D.C. Please call 1-202-551-8090 for information relating to the operation of the Public Reference Room. Reports and other information about the Fund are available on the EDGAR Database on the SEC's Internet site at <http://www.sec.gov>. Copies of the information may be obtained, after paying a duplicating fee, by electronic request at the following E-mail address: [publicinfo@sec.gov](mailto:publicinfo@sec.gov), or by writing the Public Reference Section, Securities and Exchange Commission, Washington, D.C. 20549-0102.

Investment Company Act File # 811-21720